

HON

Coordinate™



HEIGHT-ADJUSTABLE BASES




THE POWER TO
MOVE WITH YOU

COMFORT REACHES NEW HEIGHTS

The human body wasn't meant to sit for hours on end. Standing not only allows the body to circulate blood and oxygen while regulating blood pressure, but it increases the ability to focus while combating fatigue. Supporting the increasing popularity of sit-to-stand workstations, HON Coordinate height-adjustable table bases deliver a healthier style of working by allowing a seamless transition between sitting and standing throughout the day. Incorporate sit-to-stand worksurfaces with two-leg or three-leg bases into any open, private or training spaces, and Coordinate perfectly with anyone's desire to achieve a healthier way to work.



Shown with Contain storage, Flagship pedestals, Ceres, and Motivate seating. Inspired by HON color palette Energy.



RISE TO ANY OCCASION

Coordinate is designed to fit all HON worksurfaces and work within virtually any office setting to give anyone a much-needed change of pace and posture. Create a variety of height-adjustable workstation layouts adding traditional rectangle or corner cove worksurfaces to a Coordinate 2-leg or 3-leg base. The 3-stage column design extends higher than a typical 2-stage design, and is engineered with a durable frame that performs at the highest level, even under heavy use. All this combines to make Coordinate ideal for supporting a wider range of users, work styles and layouts.



Shown with 10500 Series, Ignition and Flock seating. Inspired by HON color palette Coastal.



Shown with Abound panels, Contain storage, Solve and Flock seating. Inspired by HON color palette Berry.




Shown with Voi storage, Arrange table, Accommodate and Nucleus seating. Inspired by HON color palette Diplomat.



Shown with 10500 Series, Endorse and Flock seating. Inspired by HON color palette Tranquility.

STAND FOR NOTHING LESS

With the flexibility of Coordinate height-adjustable workstations, users can change posture throughout the day, while facility managers can change the layout whenever needed. The diverse offering of worksurface shapes and sizes can be customized to fit any space, and the collection of optional features add mobility, convenience and technological support. With quick installation and the rugged construction that lasts for years, Coordinate height-adjustable bases add simplicity and durability while increasing personal comfort.



A. EXPAND THE POSSIBILITIES

Coordinate is the only height-adjustable base that attaches to any HON worksurface 24"D to 30"D and 48"W to 72"W, without needing additional components.

B. CONTROL TYPES

The optional memory control with digital display moves the worksurface to one of four preset levels, making it easier to achieve consistent worksurface heights when used in rows. The standard control moves up and down nearly 26" to any desired height and can be used with both 2-leg and 3-leg bases.

C. FROM SIT TO STAND

To support a variety of postures and preferences, the base ranges from 25 1/2"H to 51 1/2"H.



D. CORNER COVE EXTENSION KIT

Add this extension kit to Coordinate 2-leg bases to support right-handed or left-handed corner cove worksurfaces.




E. CASTERS

Move a height-adjustable worksurface anywhere with field-installable and lockable casters that roll effortlessly on any surface.



F-G. POWER GROMMET AND MODULE

Grommets with two standard outlets route power to the worksurface. Power modules tuck neatly into wire troughs making the four outlets easily accessible. The 10' cord makes it easier to reach wall or floor outlets.



HON®

The HON Company
200 Oak Street, Muscatine, IA 52761
800.833.3964 | hon.com

© 2016 The HON Company. Form No. H4738 (3/16)
To view the registered and unregistered trademarks
owned and used by The HON Company, visit
hon.com/protected-marks. Models, upholstery
and finishes are subject to change without notice.

