

CROSS REFERENCE BY APPLICATION

	Page
CLASSROOM	
Student Desks	
SmartLink® Student Desks	808-810
Teacher/Administration Desks	
SmartLink® Teacher Stations	815-817
Voi®	172-233
10700 Series™	294-324
10500 Series™	238-290
Mentor® Series Desks	339-344
38000 Series™	363-376
Seating	
SmartLink® Seating	811-814
Perpetual® Nesting	<i>January 2020 Seating Pricer - 221-223</i>
Olson Stacker® - 4040 Series	
High-Density	<i>January 2020 Seating Pricer - 204-205</i>
Motivate® Seating	<i>January 2020 Seating Pricer - 175-194</i>
Volt® - 5700/5710/5720/5730 Series	
.....	<i>January 2020 Seating Pricer - 286-293</i>
ComforTask® - 5900 Series	<i>January 2020 Seating Pricer - 53-57</i>
Ignition®/Ignition® 2.0	<i>January 2020 Seating Pricer - 133-156</i>
Solve®	<i>January 2020 Seating Pricer - 251-262</i>
Convergence®	<i>January 2020 Seating Pricer - 58-62</i>
Storage & Files	
SmartLink® Modular Storage	818-820
Brigade® 800 Series Lateral Files	616-617
Brigade® 700 Series Lateral Files	618-619
Brigade® 600 Series Lateral Files	620
Lateral File Accessories	676
310 Series Vertical Files - 26½"D	674
510 Series Vertical Files - 25"D	675
Flagship® Bookcases and Storage Cabinets	657-658
Brigade® Storage Cabinets	623
Brigade® Steel Bookcases	622
10500 Series™ Bookcases	683
1870 Series Bookcases	684
Tables	
Huddle Multi-Purpose Tables	736-742
Motivate® Tables	753-757
Build™	699-710
Utility Tables	797
10500 Series™ Shared Components & Accessories	265-273
Learning Applications	
SmartLink® Wall Rail System	821-822
Motivate® Mobile Markerboards	757
COMPUTER LAB	
Tables	
Huddle Multi-Purpose Tables	736-742
Motivate® Tables	753-757
Between™ Tables	692-696
66000 Series/The StationMaster®	794
Utility Tables	797
Seating	
Motivate® Seating	<i>January 2020 Seating Pricer - 175-194</i>
Perpetual® Nesting	<i>January 2020 Seating Pricer - 221-223</i>

	Page
CAFETERIA	
Seating	
SmartLink® Seating	811-814
Motivate® Seating	<i>January 2020 Seating Pricer - 175-194</i>
Olson Stacker® - 4040 Series	
High-Density	<i>January 2020 Seating Pricer - 204-205</i>
Tables	
Huddle Multi-Purpose Tables	736-742
Motivate® Tables	753-757
Between™ Tables	692-696
COMMON AREAS	
Reception Seating	
Flock® Lounge	<i>January 2020 Seating Pricer - 79-113</i>
Grove®	<i>January 2020 Seating Pricer - 118-130</i>
Accommodate®	<i>January 2020 Seating Pricer - 30-36</i>
Invitation® - 2110 Series	<i>January 2020 Seating Pricer - 158-161</i>
Cambia™ - 2160 Series	<i>January 2020 Seating Pricer - 41-43</i>
Pagoda® - 4070/4090 Series ..	<i>January 2020 Seating Pricer - 206-213</i>
Invitation® Lounge	<i>January 2020 Seating Pricer - 162-164</i>
Tables	
Huddle Multi-Purpose Tables	736-742
Motivate® Tables	753-757
Laminate Occasional Tables	749
10500 Series™ Shared Components & Accessories	265-273
Flock®	727-732
Between™ Tables	692-696
LIBRARY / MEDIA CENTER	
Storage	
Flagship® Bookcases	657
Brigade® Steel Bookcases	622
SmartLink® Modular Storage	818-820
Reception Seating	
Flock® Lounge	<i>January 2020 Seating Pricer - 79-113</i>
Grove®	<i>January 2020 Seating Pricer - 118-130</i>
Accommodate®	<i>January 2020 Seating Pricer - 30-36</i>
Invitation® - 2110 Series	<i>January 2020 Seating Pricer - 158-161</i>
Cambia™ - 2160 Series	<i>January 2020 Seating Pricer - 41-43</i>
Pagoda® - 4070/4090 Series ..	<i>January 2020 Seating Pricer - 206-213</i>
Invitation® Lounge	<i>January 2020 Seating Pricer - 162-164</i>
Student Seating	
SmartLink® Seating	811-814
Motivate® Seating	<i>January 2020 Seating Pricer - 175-194</i>
Accommodate®	<i>January 2020 Seating Pricer - 30-36</i>
Tables	
Huddle Multi-Purpose Tables	736-742
Motivate® Tables	753-757
Laminate Occasional Tables	749
10500 Series™ Shared Components & Accessories	265-273
Flock®	727-732
Between™ Tables	692-696

CROSS REFERENCE BY APPLICATION

	Page
ART ROOM	
Seating	
Motivate® Seating	<i>January 2020 Seating Pricer</i> - 175-194
Storage	
SmartLink® Modular Storage	818-820
Flagship® Storage Cabinets	658
Brigade® Storage Cabinets	623
Flagship® Bookcases	657
Brigade® Steel Bookcases	622
10500 Series™ Bookcases	683
1870 Series Bookcases	684
Tables	
Huddle Multi-Purpose Tables	736-742
Motivate® Tables	753-757
Build™	699-710
Utility Tables	797
TEACHER PLANNING	
Desks	
SmartLink® Teacher Stations	815-817
Voi®	172-233
10700 Series™	294-324
10500 Series™	238-290
Mentor® Series Desks	339-344
38000 Series™	363-376
Seating	
Volt® - 5700/5710/5720/5730 Series	<i>January 2020 Seating Pricer</i> - 286-293
ComforTask® - 5900 Series	<i>January 2020 Seating Pricer</i> - 53-57
Ignition®/Ignition® 2.0	<i>January 2020 Seating Pricer</i> - 133-156
Solve®	<i>January 2020 Seating Pricer</i> - 251-262
Convergence®	<i>January 2020 Seating Pricer</i> - 58-62
Storage	
SmartLink® Modular Storage	818-820
Brigade® 800 Series Lateral Files	616-617
Brigade® 700 Series Lateral Files	618-619
Brigade® 600 Series Lateral Files	620
Flagship® Lateral Files	654-655
400 Series Lateral Files	670
Lateral File Accessories	676
210 Series Vertical Files - 28½"D	673
310 Series Vertical Files - 26½"D	674
510 Series Vertical Files - 25"D	675
Vertical File Accessories	677
Flagship® Storage Cabinets	658
Brigade® Storage Cabinets	623
Flagship® Bookcases	657
Brigade® Steel Bookcases	622
10500 Series™ Bookcases	683
1870 Series Bookcases	684
Tables	
Huddle Multi-Purpose Tables	736-742
Motivate® Adjustable Height Tables	755
Utility Tables	797
Flock®	727-732
Between™ Tables	692-696

	Page
ADMINISTRATION	
Desks	
10700 Series™	294-324
10500 Series™	238-290
Mentor® Series Desks	339-344
38000 Series™	363-376
Reception Seating	
Invitation® - 2110 Series	<i>January 2020 Seating Pricer</i> - 158-161
Cambia™ - 2160 Series	<i>January 2020 Seating Pricer</i> - 41-43
Pagoda® - 4070/4090 Series ..	<i>January 2020 Seating Pricer</i> - 206-213
Task / Administrative Seating	
Ignition®/Ignition® 2.0	<i>January 2020 Seating Pricer</i> - 133-156
Motivate® Seating	<i>January 2020 Seating Pricer</i> - 175-194
Pillow-Soft® - 2190 Series	<i>January 2020 Seating Pricer</i> - 227-229
Volt® - 5700/5710/5720/5730 Series	<i>January 2020 Seating Pricer</i> - 286-293
ComforTask® - 5900 Series	<i>January 2020 Seating Pricer</i> - 53-57
Solve®	<i>January 2020 Seating Pricer</i> - 251-262
Convergence®	<i>January 2020 Seating Pricer</i> - 58-62
Storage & Files	
SmartLink® Modular Storage	818-820
Brigade® 800 Series Lateral Files	616-617
Brigade® 700 Series Lateral Files	618-619
Brigade® 600 Series Lateral Files	620
Lateral File Accessories	676
310 Series Vertical Files - 26½"D	674
510 Series Vertical Files - 25"D	675
Flagship® Bookcases and Storage Cabinets	657-658
Brigade® Storage Cabinets	623
Brigade® Steel Bookcases	622
10500 Series™ Bookcases	683
1870 Series Bookcases	684
Tables	
Huddle Multi-Purpose Tables	736-742
Motivate® Adjustable Height Tables	755
Utility Tables	797
Flock®	727-732
Between™ Tables	692-696
Occasional Tables	
Laminate Occasional Tables	749
10500 Series™ Shared Components & Accessories	265-273
Flock®	727-732

SMARTLINK®



SmartLink® Chairs, Desks, Teacher's Station and Storage.

LEARNING

SMARTLINK®

As our research indicates, traditional lecture formats are giving way to group sessions and mentoring. This demands environments that are open, accessible, and accommodate the need for a variety of learning opportunities. HON designed SmartLink to be lightweight and mobile, which helps teachers respond to the ways students learn today, and adapt to new ways of learning tomorrow.



FEATURES

- Put teachers in control of their storage, technology and environment.
- Worksurface shape supports creative configurations.
- Designed to the unique ways students sit and move throughout the day.
- Organize lesson plans and make the most of unused wall space.
- Move educational tools wherever the activities demand.
- SmartLink chairs warranted for users up to 300 lbs.

SMARTLINK® ORDERING INFORMATION

TEACHER DESK & MODULAR STORAGE

LAMINATES CODES

L1	
◆ Harvest	CC
◆ Natural Maple	DD
◆ Sheer Mesh	A5
◆ Silver Mesh	B9

PAINTS CODES

P1	
◆ Charcoal	S

P2	
◆ Platinum Metallic	T1

EDGE CODES

◆ Charcoal	S
◆ Platinum	K

STUDENT DESK

PLASTIC CODES

◆ Breeze	G9
◆ Harvest	CC
◆ Natural Maple	DD
◆ Sand	G8
◆ White	G1

PAINTS CODES

P1	
◆ Charcoal	S

P2	
◆ Platinum Metallic	T1

VALUE TEACHER DESK

LAMINATES CODES

L1	
◆ Black	P
◆ Bourbon Cherry	H
◆ Charcoal	S
◆ Cognac	COGN
◆ Designer White	LDW1
◆ Florence Walnut	LFW1
◆ Harvest	C
◆ Kingswood Walnut	LKI1
◆ Loft	LOFT
◆ Mahogany	N
◆ Mocha	MOCH
◆ Natural Maple	D
◆ Pinnacle	PINC
◆ Shaker Cherry	F
◆ Sheer Mesh	A5
◆ Silver Mesh	B9
◆ Steel Mesh	A9
◆ Sterling Ash	LSA1

L2	
◆ Lowell Ash	LLA1
◆ Natural Recon	LNRI
◆ Phantom Ecru	LPE1
◆ Portico Teak	LPT1
◆ Skyline Walnut	LSW1

PAINTS CODES

P1	
◆ Charcoal	S
◆ Designer White	PJW

P2	
◆ Platinum Metallic	T1
◆ Silver	PR6

P3	
◆ Atom	P8S
◆ Bullseye	PJF
◆ Ember	P8P
◆ Ion	P8N
◆ Iris	P8J
◆ Krypton	P8F
◆ Regatta	P8M

EDGE CODES

◆ Atom	AT
◆ Bullseye	BY
◆ Charcoal	S
◆ Ember	MR
◆ Ion	IO
◆ Iris	IR
◆ Krypton	KT
◆ Platinum	K
◆ Regatta	RE

VALUE STUDENT DESK

PLASTIC CODES

◆ Breeze	G9
◆ Harvest	CC
◆ Natural Maple	DD
◆ Sand	G8
◆ White	G1

PAINTS CODES

P1	
◆ Charcoal	S

P2	
◆ Platinum Metallic	T1

P3	
◆ Atom	P8S
◆ Bullseye	PJF
◆ Ember	P8P
◆ Ion	P8N
◆ Iris	P8J
◆ Krypton	P8F
◆ Regatta	P8M

4-LEG, CANTILEVER CHAIR, TASK CHAIR, STOOL SHELLS

SHELL CODES

◆ Calypso	CP
◆ Cherry	CR
◆ Lava	LA
◆ Lime	LM
◆ Mulberry	MB
◆ Onyx	ON
◆ Platinum	PT
◆ Regatta	RE
◆ Shadow	SD
◆ Surf	BU
◆ Tangelo	RG

4-LEG AND CANTILEVER CHAIR FRAME

PAINTS CODES

P1	
◆ Designer White Texture	PK7
◆ Textured Charcoal	P7A

P2	
◆ Platinum Metallic Texture	PLAT
◆ Silver Texture	PR8

P3	
◆ Atom	P8S
◆ Bullseye	PJF
◆ Ember	P8P
◆ Ion	P8N
◆ Iris	P8J
◆ Krypton	P8F
◆ Regatta	P8M

P4	
◆ Polished Chrome*	CHR

*Not available on 6"H model HSS4L-06A.

◆◆◆ For lead time information see page 19.





SMARTLINK® SPECIFYING INFORMATION

FINDING THE RIGHT FIT FOR YOUR STUDENT DESK & CHAIR

With the SmartLink® student desk's innovative shape, you can create dynamic learning environments and every space can be tailored to fit the lesson plan whether the need is for individual, student/group collaboration or teacher centered layouts. In addition to the desk's innovative top shape you can also select from three leg configurations to meet your specific needs for classroom or collaborative spaces.

STEP 1



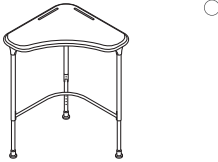
Choose a grade range to find the recommended SmartLink® desk height.

 <p>K-2nd Seated 22"-27" Standing 24"-30"</p>	 <p>3rd-5th Seated 23"-29" Standing 29"-35"</p>	 <p>6th-8th Seated 25"-30" Standing 32"-40"</p>	 <p>9th & Up Seated 29"-30" Standing 38"-43"</p>
---	---	---	--

LEARNING

STEP 2

Pick the SmartLink® model that meets the student height needs.

 <p>Model: HLD-M3A Adjustable Height 23"-33" Height Range</p>	<p>Use the color-coated circles in the chart on the right to find a compatible chair.</p>	
 <p>Model: HLD-M3F Fixed Height 30" Fixed Height</p>	 <p>Model: HLD-M3T Sit-to-Stand 30"-43" Height Range</p>	

STEP 3

Determine the suggested chair height within your desk size range.

Desk Height	Chair Seat Height	Type of Chair
22"	12"	4-Leg, Cantilever or Task
23-24"		
25-27"		
28-29"		
30"	18"	Stool
31-33"	22-23"	
34-41"	23-31"	
42-43"	32"	

SMARTLINK® SPECIFYING INFORMATION

Individual Layouts

- The non-handed top allows the desk to be positioned to better support right-handed or left-handed individuals or be used in a forward position.



LH Position



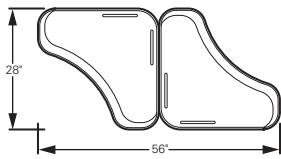
Forward Position



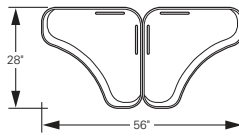
RH Position

Group/Collaborative Layouts

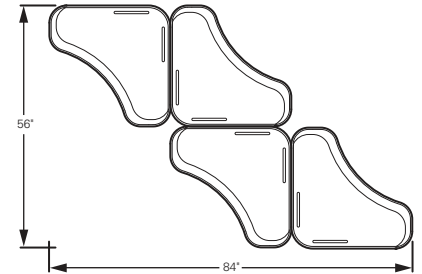
Below are examples of how the student desks can be configured to support multiple students or group activities.



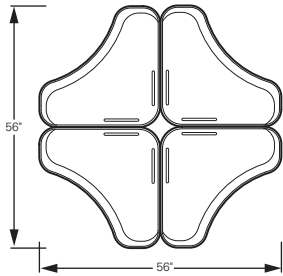
Student Desk
2-Desk Configuration



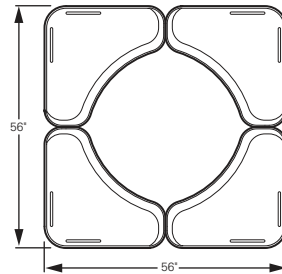
Opposing Student Desk
2-Desk Configuration



Student Desk
4-Desk Configuration



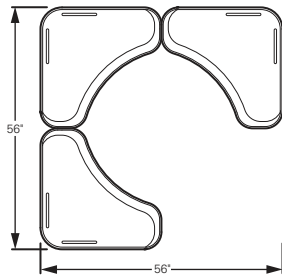
Student Desk
4-Desk Cluster Configuration



Student Desk
4-Desk Work Group Configuration
Can accommodate up to 8 students

Teacher Centered Layouts

- Reverse the layout and use the student desks to create layouts for teacher centers that can accommodate up to 6 students.
- 23 $\frac{5}{8}$ " distance between legs when used from either side.

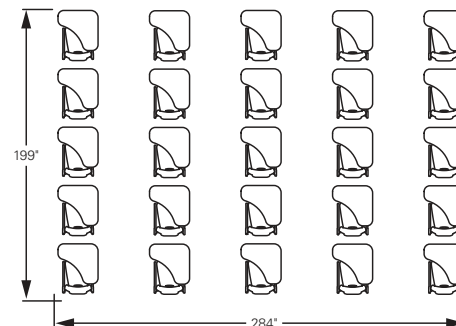


Teacher Centered Layout

Standard Row Layout

While a variety of classroom configurations are possible, a standard row layout shown below with 25 student desks utilizes a footprint of 199" deep by 284" wide. A 30 student desk row layout (5 rows deep by 6 rows wide) will require a footprint of 199" deep by 348" wide.

These dimensions are based upon 36"W aisles. Actual dimensions should be based upon local building codes.



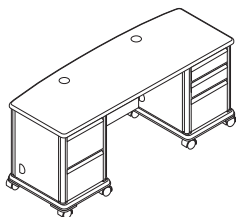
SMARTLINK® SPECIFYING INFORMATION

TEACHER STATION

SmartLink®

The following planning and specifying information is intended to help you imagine and create stimulating SmartLink classrooms that can integrate technology while helping rooms stay adaptable, organized and attractive. SmartLink offers you everything you need to create flexible, clutter-free learning environments for students of all ages.

Teacher Station – Standard Double Pedestal



HLT2672-23.C

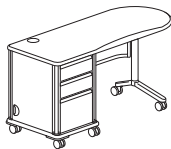
Storage

- Box/box/file pedestal is always standard on the right-hand side. Pedestal is locking.
- Available kneespace is 33¼" W x 20" D for all models.
- Non-locking Center Drawer (HD8X) may be field installed in the kneespace. Tops are pre-drilled to accept the drawer.
- Center drawers and CPU holders cannot be installed together.

Cable Management

- Both the left-hand and right-hand end panels may be removed to provide access to power and cable management within the side power cabinet.
- Grommets are standard in each removable end panel allow a power cord to exit and be plugged into a floor or wall outlet.
- Two "Smart Grommets" with a wireway cover are standard on each station's top surface.

Teacher Station – Standard Single Pedestal



HLT2460-L3.C

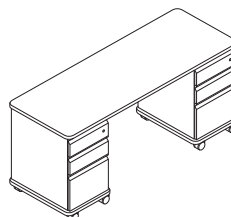
Storage

- Single pedestal desk available in Left-hand or Right-hand pedestal/storage configurations.
- Pedestal options include Box/Box/File locking.

Cable Management

- The pedestals end panel may be removed to provide access to power and cable management within the side power cabinet.
- A grommet is standard in the removable end panel to allow a power cord to exit and be plugged into a floor or wall outlet.
- A single "Smart Grommet" with a wireway cover is standard on each station's top surface.

Teacher Station – Value Double Pedestal



HLTV2466T-33

- Larger top size provides ample work/conference area or space for equipment.
- Standard with Heavy-duty 3", 360-degree swivel casters, 4-locking, 4-non-locking.
- Storage options include: Locking box/box/file.
- Kneewell space accommodates optional (specified separately) and field installed non-locking center drawer and CPU holders (see page 817).
- Modesty specified separately.
- Power modules can be ordered separately and mounted to the desk. See Power & Cable Management page 849.

Teacher Station – Value Single Pedestal



HLTV2460T-3

- Standard with Heavy-duty 3", 360-degree swivel casters, 4-locking, 4-non-locking.
- Storage options include: Locking box/box/file.
- Kneewell space accommodates optional (specified separately) and field installed non-locking center drawer and CPU holders (see page 817).
- Right or left assembled in the field.
- D-shape top encourages conferencing and provides ample work and conference area.
- Modesty specified separately.
- Power modules can be ordered separately and mounted to the desk. See Power & Cable Management page 849.

SMARTLINK® SPECIFYING INFORMATION

MODULAR STORAGE

SmartLink® Modular Storage is comprised of cases, accessories and support rails. However, only the cases and accessories need to be specified. The following guidelines should help you plan and specify SmartLink Storage.

Planning Notes

Cases

- A laminate top with a soft feel vinyl edge provides a classic look with exceptional durability.
- **Storage cases do NOT include accessories. Accessories are specified and sold separately.**
- Case configurations are based off of 12"W or 30"W columns.
- Internal case configurations cannot be changed (i.e., cannot change an HLSF52-3 to a HLSF52-21).
- Cases are designed to allow the users to create a variety of accessory configurations using different tray heights and shelves.
- Cases can be specified with or without locking doors.
- Door models may be converted to non-door models in the field.

Accessories

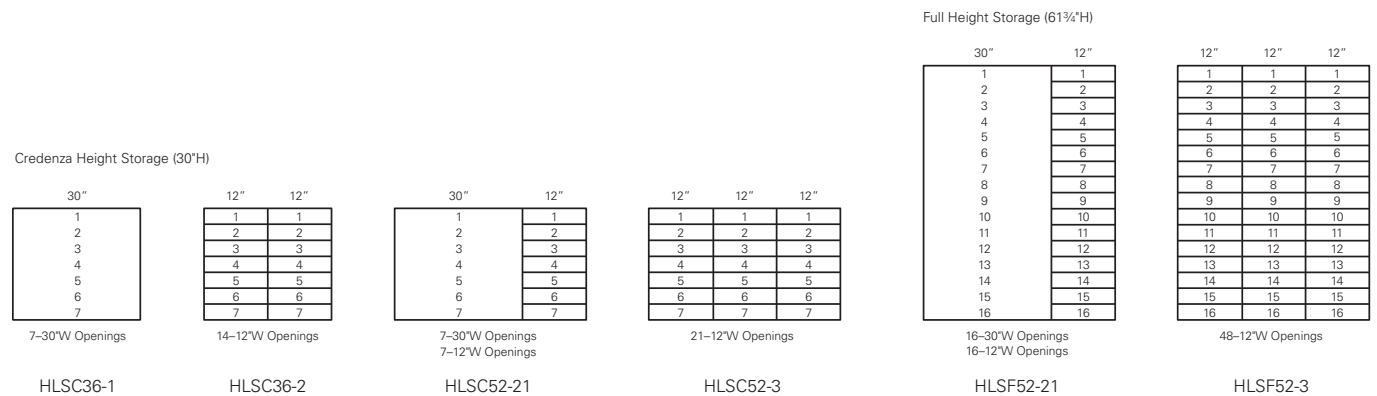
- Accessories include trays in 3", 6" and 12" heights, shelves in 12" and 30" widths and a 12"W coat rod.
- **All accessories are sold and specified separately as kits and include 1 pair of storage rails per tray or shelf.**
- The support rails simple "no tool" attachment method allows users to easily install and change rail (tray or shelf) positions as needed.
- Kits include:

Accessory	Quantity Per Kit	Where Used
3"H trays	7 trays / 14 support rails	12"W columns only
6"H trays	4 trays / 8 support rails	12"W columns only
12"H trays	2 trays / 4 support rails	12"W columns only
12"W shelf	2 shelves / 4 support rails	12"W columns only
30"W shelf	2 shelves / 4 support rails	30"W columns only
Coat Rod	1 coat rod	12"W columns — Full Height case only

- Cabinet Whiteboard Bracket kit is available which allows whiteboards to be mounted to the back of the full height cabinets. Kit includes upper and lower rails with integrated marker tray and attachment hardware. Use wall rail sliding whiteboards. Rails will accept one (1) 48" x 48" board or two (2) 24" x 48" boards.

Specification Notes

- Number of accessory openings
SmartLink storage cases are available in six (6) standard case types that feature combinations of 12" or 30" internal column widths. The following illustration shows the number of openings by column width for each case configuration.

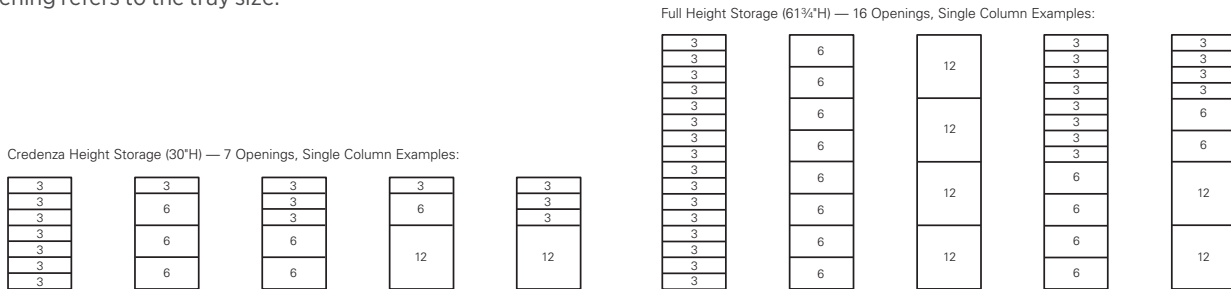


SMARTLINK® SPECIFYING INFORMATION

- Openings used by Accessory type:

Accessory	Openings used per Accessory
3"H tray	1
6"H tray	2
12"H tray	4
12"W shelf	1
30"W shelf	1

- Any combination of trays or shelves (of common width) can be used as long as the openings used equal the total number of openings available per column. The following illustrations show a variety of tray configuration options. Numbers shown in the opening refers to the tray size.

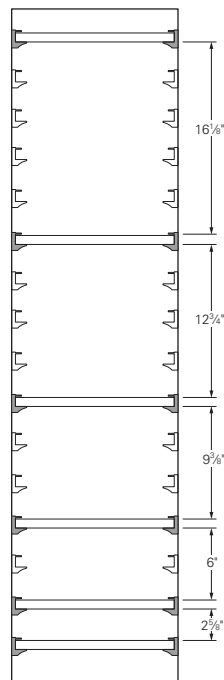


Using the information above, follow these guidelines to help determine accessory quantities.

- Determine the total number of available "openings" by width (12", 30") for each case type.
Example: HLSF52T-3F has 3 columns of 16 openings, total 48 openings
- On a PER COLUMN basis, determine the desired tray/shelf configurations total number of openings used so they equal the total openings available per column. Total accessory quantities per case then multiply by the total number of like cases.
Example: If each column will have 2-12" trays, 2-6" trays and 4-3" trays. The number of openings used for this column combination is 16. Assuming all three columns are the same total tray quantities for this case will be 12-3", 6-6" and 6-12".
- Once total tray and shelf quantities are determined, simply divide by the kit quantity to determine the number of kits required.
Example: 3" trays = $12 \div 7 = 2$ kits, 6" trays = $6 \div 4 = 2$ kits, 12" trays = $6 \div 2 = 3$ kits

Shelf Spacing

The clearance between shelves is approximately 3 3/8" for every support rail that is not used between shelves. The following illustration shows the clearance between shelves when 0-4 support rail positions are not utilized.



SMARTLINK® SPECIFYING INFORMATION


WALL RAIL SYSTEM

The SmartLink® wall rail is a multi-layered, multi-functional system that can accommodate a variety of presentation boards and accessories. The multiple tracks allow boards to be easily positioned and changed to support today's interactive learning environments.

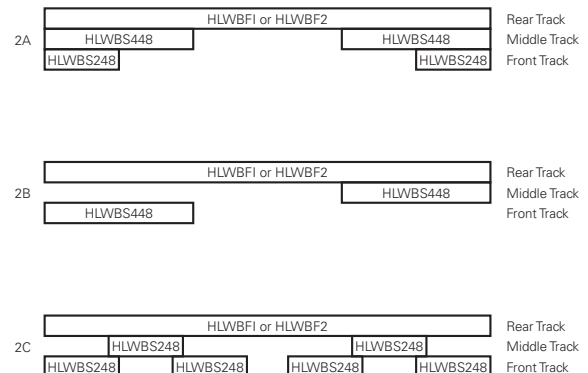
Planning Notes

- Installation of the wall rail system over existing white or chalkboards is not recommended.
- The rail and wall bracket provide three separate tracks for the Learning boards. The REAR or wall/bracket track is occupied by the fixed wall board. The MIDDLE and FRONT tracks are for sliding boards.
- To allow for greater utilization of the rear fixed board a maximum width of 96" of sliding boards on the middle or front track is recommended.

The illustration below shows the overall wall space requirements for the rail system and recommended mounting height for use in K-12 classroom applications.



Sliding boards are removable and reversible so a wide variety of layouts are possible. The following illustrations highlight a couple of the more common applications. Layouts 2A and 2B provide the greatest amount of board space and overall flexibility. When used with rail mounted workspaces, use 24"W boards on the front rail as shown in 2C in front of each workspace to provide information specific to that work area. Boards could then be added to the middle rail for information/work to be shared between the stations.



Specification Notes







- Boards are specified individually.
- Hardware to mount to the wall brackets is not provided by HON and MUST BE SOURCED LOCALLY.
- Learning board only applications require two (2) HLWR-12 rails to be specified.
- REFER TO PRODUCT INSTALLATION INSTRUCTIONS FOR DETAILED INSTALLATION INFORMATION.

SMARTLINK® Student Desks

GSA SIN 71-302






Icon Legend on page 19

	DESCRIPTION	MODEL	SHIP WEIGHT	CUBE	LIST PRICE
	Student Desk, Fixed Height 28"W x 28"W, User side 36¼"W 30" Fixed Height Hard Plastic Top Ships  Ships Assembled Ships Assembled with HLDA-15 Book Box attached	HLD-M3F	63	5.5	\$720
		HLD-M3FA	58	17.9	\$760
		HLD-M3FB	65	17.9	\$877
	Student Desk, Adjustable Height 28"W x 28"W, User side 36¼"W Adjustable: 23"-33" height adjustment range. Legs ship pre-set for 30" overall desk height when factory installed. Hard Plastic Top Ships  Ships Assembled Ships Assembled with HLDA-15 Book Box attached	HLD-M3A	63 	5.5	\$720
		HLD-M3AA	58	17.9	\$760
		HLD-M3AB	65	17.9	\$877
	Student Desk, Sit-to-Stand 28"W x 28"W, User side 36¼"W Adjustable: 30"-43" height adjustment range. Leg height is set during field installation. Hard Plastic Top	HLD-M3T	65	5.5	\$1024

NOTES:

- Non-handed desk top constructed of ¾" hard plastic, includes dual pencil grooves.
- Hard plastic top features comfort edge on user side and soft radius with rounded corners on all sides.
- May also be specified to ship fully assembled, with or without HLDA-15 Book Box.
- Upper leg is painted, lower leg standard chrome finish on Adjustable and Sit-to-Stand models.
- Nylon swivel glides are standard on adjustable and fixed leg models.
- 29.60" distance between legs on user side. Outside distance between legs is 23⅜".
- Sit-to-Stand model features bell glides.
- Sit-to-Stand is height adjustable from 30"-43"H and includes a footrest.
- Accepts optional book box (HLDA-15) and backpack hooks (HCLA65).

 Field installed felt glide caps (HGDK3-F) are recommended for use on VCT flooring.


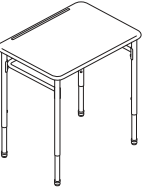
 All Student Desks are ordered and shipped two (2) desks per carton. Legs and cross-brace ship unattached on  models. Pricing shown is per carton. Ordering two of model HLD-M3A or HLD-M3T will result in 2 cartons being shipped, giving you 4 desks.

HOW TO SPECIFY

Select Model Number H L D - M 3 A .	Select Glide Option E Hard-Surface (no upcharge) (Fixed or Adjustable models only) G Bell Glide (Sit-to-stand model only) E .	Select Top Color See page 801 G 9 .	Select Upper Leg Color See page 801 S
---	---	--	--



SMARTLINK® Value Series Student Desks

	DESCRIPTION	MODEL	SHIP WEIGHT	CUBE	LIST PRICE BY PAINT GRADE		
					P1	P2	P3
	Student Desk, Fixed Height 28"W x 28"W, User side 36¼"W 30" Fixed Height Hard Plastic Top	HLDV-M3F	63	18.0	\$606	\$606	\$636
	NOTES: The cross-brace is installed to maximize kneespace but will not allow for book basket (HLDA-15) installation. The cross-brace orientation can be switched in the field to allow for book basket install.						
	ⓘ Student Desks are ordered and shipped two (2) desks per carton. Legs and cross-brace ship attached. The cross-brace is installed to maximize kneespace but will not allow for book basket (HLDA-15) installation. Pricing shown is <u>per carton</u> . Ordering two of model HLDV-M3F will result in 2 cartons being shipped, giving you 4 desks.						
	Student Desk, Adjustable Height 28"W x 28"W, User side 36¼"W Adjustable: 23"-33" height adjustment range. Hard Plastic Top	HLDV-M3A	59	12.5	\$606	\$606	\$636
	SPECIFICATION TIP: Consider available kneespace when specifying under desk storage Wire Book Box. Available kneespace will vary significantly given set desk height. Use the following example to calculate the available and usable kneespace. EXAMPLE: HLDV-M3A Student Desk, HLDA-15 Wire Book Box (user set desk height – top thickness – seat height = available kneespace) (29"H – 1" thickness – 18" seat height = 10" available kneespace) (available kneespace – book basket/box height = usable kneespace) (10" available kneespace – 5" basket height = 5" usable kneespace)						
	NOTES: Accepts book basket (HLDA-15) installation without repositioning crossbar.						
	ⓘ Student Desks are ordered and shipped two (2) desks per carton. Upper leg and cross-brace ship attached. Lower adjustable legs ship unattached for field installation. Pricing shown is <u>per carton</u> . Ordering two of model HLDV-M3A will result in 2 cartons being shipped, giving you 4 desks.						
	Rectangle Student Desk, Adjustable Height 20"W x 26"D Adjustable: 23"-33" height adjustment range.	HLDV-MRECT2026A	57	9.19	\$606	\$606	\$636
	NOTES: Accepts book basket (HLDA-15) installation without repositioning crossbar.						
	ⓘ Student Desks are ordered and shipped two (2) desks per carton. Legs and cross-brace ship attached. Pricing shown is <u>per carton</u> . Ordering two of model HLDV-MRECT2026A will result in 2 cartons being shipped, giving you 4 desks.						

NOTES:

- Upper leg is painted, lower leg standard chrome finish on Adjustable Height models.
- Non-handed desk top constructed of ¾" hard plastic.
- Hard plastic tops include pencil grooves.
- Nylon swivel glides are standard on adjustable and fixed leg models.
- Fixed Height models ship fully assembled. Adjustable models have the upper leg and cross-brace installed. The lower leg ships unattached for field installation.
- 29.60" distance between legs on user side. Outside distance between legs is 23⅞".
- Accepts optional backpack hooks (HCLA65).
- Book boxes are only available as an accessory for field installation on Value Series desks.
- ! Field installed felt glide caps (HGDK3-F) are recommended for use on VCT flooring.
- ! All Student Desks are ordered and shipped two (2) desks per carton. Ordering two of any model will result in 2 cartons being shipped, giving you 4 desks.

HOW TO SPECIFY

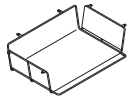
Select Model Number H L D V - M 3 F .	Select Glide Option E .	Select Top Color See page 801 G 9 .	Select Upper Leg Color See page 801 S
---	-----------------------------------	--	--

SMARTLINK® Student Accessories

GSA SIN AS NOTED

ABI

Icon Legend on page 19



SIN 71-302



DESCRIPTION

Wire, Book Box (4 per carton)
19½"W x 13"D x 5"H

NOTES: Attaches to bottom of desk with 6 screws, included. Field installed. For use on model HLD-M3A, HLD-M3F, HLDV-MRECT2026A or HLD-M3T. Features integrated, full-width pencil holder. Bent wire and perforated steel construction for durability and visibility.

! Platinum finish only.

Must be ordered with a configurable end product. If ordered separately, not on GSA Contract.

MODEL

H LDA-15

SHIP WEIGHT

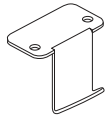
15 Ⓢ

CUBE

2.0

LIST PRICE

\$258



OPEN MARKET



Back Pack Hook (10 per carton)

NOTES: Assembly: attaches to bottom of desk with (2) screws, included. For additional information see page 846.

! Available in Platinum Metallic finish only, no specification needed.

H CLA65

10 Ⓢ

0.1

\$94



OPEN MARKET

Glide Kit — Felt Glide Caps

- Recommended for use on VCT flooring.
- Caps easily and securely snap over existing nylon swivel glide.
- Kit includes 100 caps.
- Field installed.

! Not designed to be used with Sit-to-Stand Bell Glides (model HLD-M3T).

Must be ordered with a configurable end product. If ordered separately, not on GSA Contract.

H GDK3-F

2 Ⓢ

0.2

\$124

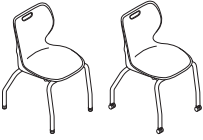
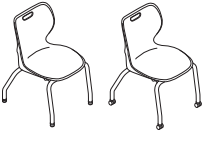



LEARNING

HOW TO SPECIFY

Select
Model Number

H LDA-15



	MODEL/DESCRIPTION	DEPTH	WIDTH	HEIGHT	SHIP WEIGHT	CUBE	PER CARTON LIST
	HSS4L-18B 18"H 4-Leg Chair, Armless Maximum: Seat: Back: Seat to Floor: Usable Seat Depth:	19 ⁵ / ₈ 16 ¹ / ₄ 15 ³ / ₈ 18 16 ¹ / ₈	19 ¹ / ₂ 16 ¹ / ₂ 15 ³ / ₈	31 18 13 ³ / ₈ 18	58	15.6	P1 \$583 (reference single unit @ \$145.75) P2 \$583 (reference single unit @ \$145.75) P3 \$612 (reference single unit @ \$153.00)
	HSS4L-16B 16"H 4-Leg Chair, Armless Maximum: Seat: Back: Seat to Floor: Usable Seat Depth:	19 ⁵ / ₈ 16 ¹ / ₄ 15 ³ / ₈ 16 16 ¹ / ₈	19 ¹ / ₄ 16 ¹ / ₂ 15 ³ / ₈	29 16 13 ³ / ₈ 16	54	15.6	P1 \$583 (reference single unit @ \$145.75) P2 \$583 (reference single unit @ \$145.75) P3 \$612 (reference single unit @ \$153.00)
	HSS4L-14A 14"H 4-Leg Chair, Armless Maximum: Seat: Back: Seat to Floor: Usable Seat Depth:	17 14 ¹ / ₄ 13 ³ / ₈ 14 14	17 14 ³ / ₈ 13 ³ / ₈	25 ¹ / ₂ 14 11 ⁵ / ₈ 14	49	11.9	P1 \$554 (reference single unit @ \$138.50) P2 \$554 (reference single unit @ \$138.50) P3 \$582 (reference single unit @ \$145.50)
	HSS4L-12A 12"H 4-Leg Chair, Armless Maximum: Seat: Back: Seat to Floor: Usable Seat Depth:	17 14 ¹ / ₄ 13 ³ / ₈ 12 14	17 14 ³ / ₈ 13 ³ / ₈	23 ¹ / ₂ 12 11 ⁵ / ₈ 12	45	11.9	P1 \$554 (reference single unit @ \$138.50) P2 \$554 (reference single unit @ \$138.50) P3 \$582 (reference single unit @ \$145.50)
	HSS4L-06A 6"H 4-Leg Chair, Armless Maximum: Seat: Back: Seat to Floor: Usable Seat Depth:	17 14 ¹ / ₄ 13 ³ / ₈ 6 14	17 14 ³ / ₈ 13 ³ / ₈	17 ¹ / ₂ 6 11 ⁵ / ₈ 6	37	8.6	P1 \$540 (reference single unit @ \$135.00) P2 \$540 (reference single unit @ \$135.00) P3 \$567 (reference single unit @ \$141.75)

NOTES:

- High strength tubular steel frame.
- Seat Shell is one-piece injection molded.
- 16"H and 18"H models accept Wire Storage Basket model HSSA-WB1618.
- Casters are available on 16"H and 18"H chairs only.
- 4-Leg models stack 5-high on floor.
- Nylon or steel glides accept felt glide caps (HGDK3-F) which are recommended for use on VCT flooring.
- Durable textured powder coated paint finish or chrome option finish.

SmartLink® 4-Leg Chairs are ordered and shipped four (4) chairs per carton. Pricing shown is per carton. Each set of four chairs (one carton) must have the same shell/frame color combination. Ordering 2 of Model HSS4L-06A, HSS4L-12A, HSS4L-14A, HSS4L-16B or HSS4L-18B will result in 2 cartons being shipped, giving you 8 chairs.

HOW TO SPECIFY

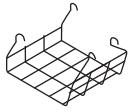
<p>Select Model Number</p> <p>H S S 4 L - 1 2 A</p>	<p>Select Glide Option</p> <p>E Nylon Glide N Nickel Steel Glide C Caster (\$196 upcharge) Caster option not available for models HSS4L-06A, HSS4L-12A or HSS4L-14A</p> <p>E</p>	<p>Select Shell Color</p> <p>See page 801</p> <p>R G</p>	<p>Select Frame Color</p> <p>See page 801</p> <p>P L A T</p>
--	---	---	---

SMARTLINK® Chairs

OPEN MARKET



Icon Legend on page 19



DESCRIPTION

Wire Storage Basket (4 per carton)

15³/₄"W x 12¹/₄"D x 9³/₄"H

- ❗ For 16" and 18" Chairs only. Chrome finish only.
- ❗ Chairs cannot be stacked when utilizing the Wire Storage Basket.

MODEL

HSSA-WB1618

SHIP WEIGHT

14

CUBE

1.6

LIST PRICE

\$138



Glide Kit for 4-Leg SmartLink®

- Recommended for use on VCT flooring.
- Caps easily and securely snap over the existing nylon swivel glide.
- Kit includes 100 caps for 25 chairs or desks.
- Field installed.
- ❗ Must be ordered with a configurable end product. If ordered separately, not on GSA Contract.

HGDK3-F

2 Ⓞ

0.2

\$124




LEARNING

HOW TO SPECIFY

Select Model Number

H S S A - W B 1 6 1 8



	MODEL/DESCRIPTION	DEPTH	WIDTH	HEIGHT	SHIP WEIGHT	CUBE	PER CARTON LIST
	HSSCL-18B 18"H Cantilever Base Chair, Armless				80	23.7	P1 \$845 (reference single unit @ \$211.25)
	Maximum:	21¾	22¾	31¼			P2 \$845 (reference single unit @ \$211.25)
	Seat:	16⅞	16½	18			P3 \$887 (reference single unit @ \$221.75)
	Back:		15⅜	13⅜			
	Usable Seat Depth:	16⅞		18¼			
	HSSCL-16B 16"H Cantilever Base Chair, Armless				55	16.8	P1 \$804 (reference single unit @ \$201.00)
	Maximum:	21¾	22¾	29¼			P2 \$804 (reference single unit @ \$201.00)
	Seat:	16⅞	16½	16			P3 \$844 (reference single unit @ \$211.00)
	Back:		15⅜	13⅜			
	Usable Seat Depth:	16⅞		16¼			
	HSSCL-14A 14"H Cantilever Base Chair, Armless				52	16.8	P1 \$789 (reference single unit @ \$197.25)
	Maximum:	21¾	22¾	27¼			P2 \$789 (reference single unit @ \$197.25)
	Seat:	16⅞	16½	14			P3 \$828 (reference single unit @ \$207.00)
	Back:		15⅜	13⅜			
	Usable Seat Depth:	16⅞		14¼			

NOTES:



- High strength tubular steel frame.
- Glides available with nylon or felt inserts. See ordering information below.
- Seat shell is one-piece injection molded.
- Cantilever models stack 5-high on floor.
- Durable textured powder coated paint or chrome option finish.

SmartLink® Cantilever Chairs are ordered and shipped four (4) chairs per carton. Pricing shown is per carton. Each set of four chairs (one carton) must have the same shell/frame color combination. Ordering 2 of Model HSSCL-18B will result in 2 cartons being shipped, giving you 8 chairs.

HOW TO SPECIFY

<p>Select Model Number</p> <p>H S S C L - 1 8 B .</p>	<p>Select Glide Option</p> <p>E All-purpose Glide Insert (no upcharge) F Felt Glide Insert (\$36 list upcharge; \$9 per single unit see page 810)</p> <p>E .</p>	<p>Select Shell Color</p> <p>See page 801</p> <p>R G .</p>	<p>Select Frame Color</p> <p>See page 801</p> <p>P L A T</p>
--	--	---	---



	MODEL/DESCRIPTION	DEPTH	WIDTH	HEIGHT	SHIP WEIGHT	CUBE	PER CARTON LIST
	HSSTK-18B 18"H Task Swivel Chair, Pneumatic Seat Height Adjustment ! Black frame only.	Maximum: 22 ⁵ / ₈ Seat: 16 ¹ / ₄ Back: 15 ³ / ₈ Seat to Floor: 16-21 Usable Seat Depth: 16 ¹ / ₈	22 ¹ / ₂	34 ³ / ₄	23	5.2	\$281
	HSSST-18B 18"H Task Swivel Stool, Pneumatic Seat Height Adjustment, Footring Adjustment ! Black frame only.	Maximum: 24 ¹ / ₄ Seat: 16 ¹ / ₄ Back: 15 ³ / ₈ Seat to Floor: 22-32 Usable Seat Depth: 16 ³ / ₈	25 ³ / ₄	45 ¹ / ₂	28	12.8	\$378

NOTES:

- Seat Shell is one-piece injection molded.
 - Task Swivel Chair has a pneumatic seat height adjustment.
 - Choose between hard and soft casters (no upcharge) or bell glide (\$25 upcharge) options.
 - Stool has an adjustable footring.
 - Swivel Task Chair and Stool ship one per carton.
- ! Swivel Task Chair and Stool are available with a black frame only.

LEARNING

HOW TO SPECIFY

<p>Select Model Number</p> <p>HSSTK-18B</p>	<p>Select Glide Option</p> <p>S Soft Caster (no upcharge) H Hard Caster (no upcharge) G Bell Glide (\$25 upcharge)</p> <p>S</p>	<p>Select Shell Color</p> <p>See page 801</p> <p>RG</p>
--	--	--



SMARTLINK® Teacher Stations

	DESCRIPTION	MODEL	SHIP WEIGHT	CUBE	LIST PRICE
	Teacher Station 72"W x 26"D x 30"H File/File Pedestal, Left Box/Box/File Pedestal, Right	HLT2672T-23	254	37.2	\$2145
	Teacher Station 60"W x 24"D x 30"H Box/Box/File Storage, Single Pedestal, Right	HLT2460T-R3	136	29.3	\$1931
	Teacher Station 60"W x 24"D x 30"H Box/Box/File Storage, Single Pedestal, Left	HLT2460T-L3	136	29.3	\$1931

NOTES:

- Tops/Bases are Laminate with T-mold edge.
- Larger top size provides ample work/conference area or space for equipment.
- Standard with Heavy-duty 3", 360-degree swivel casters, 4-locking, 4-non-locking.
- Storage options include: Locking box/box/file and locking file/file.
- Kneewell space accommodates separately specified and field installed non-locking center drawer and CPU holders (see page 817).
- End panels are removable to access standard power management cabinets on both ends of the station for safe and secure storage of plug-strips, power cords and cables.
- Removable end panels have one outside cord management grommet.
- Full width cable management system provides easy access to and from each side cabinet.
- Standard with two Smart Grommets with wireway covers.
- Smart Grommets accept optional power inserts (see page 817).
- Single pedestal available in right and left handed configurations.
- D-shape top encourages conferencing and provides ample work and conference area.
- Standard with modesty panel.
- Modesty and column leg will match the specified metal surface color.

HOW TO SPECIFY

Select Model Number H L T 2 6 7 2 T - 2 3 .	Select Casters C Hard-Surface (no upcharge)	Select Top and Base Color Laminate See page 801 B 9 .	Select T-Mold and Paint Color See page 801 T 1
---	---	---	---

	DESCRIPTION	MODEL	SHIP WEIGHT	CUBE	LIST PRICE
	Accessory Rail (Side Mount) 21"W x 1/2"D x 1 1/2"H	HLTA-TR24	3 Ⓞ	0.3	\$160

NOTES:

- Field installed.
- 21" Usable width.
- Specify paint.
- Mounts to either side of the Teacher Station or Storage Cases.
- Accepts file folder, CD/Pencil holder, or other accessories (see page 822).

HOW TO SPECIFY

Select Model Number H L T A - T R 2 4 .	Select Frame Color S Charcoal T1 Platinum (\$10 upcharge)
---	--

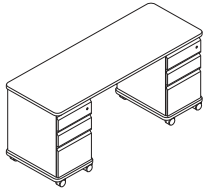
LEARNING

SMARTLINK® Value Teacher Stations

GSA SIN 71-302 EXCEPT AS NOTED



Icon Legend on page 19



DESCRIPTION

Value Teacher Station
66"W x 24"D x 30"H
Box/Box/File Pedestal, Left
Box/Box/File Pedestal, Right

MODEL	SHIP WEIGHT	CUBE	LIST PRICE BY PAINT GRADE		
			P1	P2	P3
HLTV2466T-33	240	21.1	\$1795	\$1827	\$1848



Value Teacher Station
60"W x 24"D x 30"H
Box/Box/File Storage

HLTV2460T-3	158	14.18	\$1365	\$1391	\$1408
-------------	-----	-------	--------	--------	--------



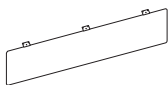
NOTES:

- Tops/Bases are Laminate with T-mold edge.
- Standard with Heavy-duty 3", 360-degree swivel casters, 4-locking, 4-non-locking.
- Storage options include: Locking box/box/file.
- Kneewell space accommodates separately specified and field installed non-locking center drawer and CPU holders (see page 817).
- D-shape top encourages conferencing and provides ample work and conference area.
- Right or left assembled in the field.
- Modesty specified separately.
- Power modules can be ordered separately and mounted to the desk.

HOW TO SPECIFY

Select Model Number	Select Top and Base Color Laminate See page 801	Select T-Mold Color See page 801	Select Paint Color See page 801
H L T V 2 4 6 6 T - 3 3 .	B 9 .	K .	T 1

DESCRIPTION	MODEL	SHIP WEIGHT	CUBE	LIST PRICE BY PAINT GRADE		
				P1	P2	P3
Universal Modesty Panel	HMTUMOD32	9	1.9	\$206	\$226	\$237



SIN 711-11

HOW TO SPECIFY

Select Model Number	Select Paint Color See page 801
H M T U M O D 3 2 .	S



Icon Legend on page 19

SMARTLINK® Teacher Station Accessories



(Angled front)

DESCRIPTION

Metal Center Drawer, Non-Locking
24¾"W x 14¾"D x 3"H

MODEL	SHIP WEIGHT	CUBE	LIST PRICE BY PAINT GRADE	
			P1	P2
HD8X	12 Ⓞ	1.2	\$229	\$236

NOTES: Not for use on 24" x 60" Teacher's Stations. Field installed. Non-locking. Minimum clearance for mounting: 27¾"W x 19¼"D. Specify paint. Available in Charcoal (S) or Platinum (T1) \$10 upcharge.

SPECIFYING EXAMPLE: HD8X.S

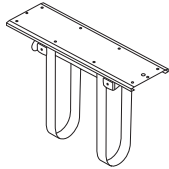
DESCRIPTION

360° Swivel CPU Holder with Adjustable Straps

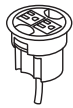
- Supports CPUs ¾" wide up to 64" perimeter and holds up to 75 lbs.
- 360° rotation.
- Ships complete and includes necessary mounting hardware and instruction sheet.

ⓘ Available in Black only, no specification needed.

MODEL	SHIP WEIGHT	CUBE	LIST PRICE
HCPU1	7.0 Ⓞ	0.2	\$243



SIN 711-1



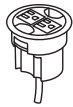
Power Hub, 3" Grommet Mount, 6' Cord

- Fits in 3" round grommet holes.
- Two grounded AC power outlets.
- Includes 6' cord with three-prong plug.
- Field installed with Plug-and-play ease.

NOTES: For additional information see page 848.

ⓘ Available in black only (no color designation so use .X - Specify: HGRMTAC.X).

MODEL	SHIP WEIGHT	CUBE	LIST PRICE
HGRMTAC	1.3	0.2	\$111



3" Round Power Grommet - 2 Outlets, 10' Cord

- Includes 10' cord with three-prong plug.
- Fits in 3" round grommet holes.
- Two grounded AC power outlets.
- Field installed with Plug-and-play ease.

ⓘ Available in black finish only, no specification needed.

MODEL	SHIP WEIGHT	CUBE	LIST PRICE
HGRMTAC2	1.5	0.2	\$148



Power/USB Hub, 3" Grommet Mount

- One grounded AC power outlet with 2 USB ports.
- Two cord pass-through holes in cap.
- Includes 6' cord with three-prong plug.
- Field installed; easy plug-and-play.
- UL Listed.

NOTES: For additional information see page 848.

ⓘ Available in black only (no color designation so use .X - Specify: HGRMTUSB2.X).

MODEL	SHIP WEIGHT	CUBE	LIST PRICE
HGRMTUSB2	1.3 Ⓞ	0.2	\$224

LEARNING

HOW TO SPECIFY

<p>Select Model Number</p> <p>HD8X.S</p>	<p>Select Paint</p> <p>S Charcoal T1 Platinum (\$10 upcharge)</p> <p>S</p>
---	---

SMARTLINK® Modular Storage

GSA SIN 71-302



Icon Legend on page 19

	DESCRIPTION	MODEL	SHIP WEIGHT	CUBE	LIST PRICE
	Modular Storage Cabinet, Credenza Height 1 – 30"W Column 36¾"W x 24¼"D x 30"H	HLSC36T-1N	98	17.7	\$1222
	Modular Storage Cabinet, Credenza Height 2 – 12"W Columns 36¾"W x 24¼"D x 30"H	HLSC36T-2N	103	17.7	\$1337
	Modular Storage Cabinet, Credenza Height 1 – 30"W Left-hand Column 1 – 12"W Right-hand Column 52¾"W x 24¼"D x 30"H	HLSC52T-21N	154	25.3	\$1571
	Modular Storage Cabinet, Credenza Height 3 – 12"W Columns 52¾"W x 24¼"D x 30"H	HLSC52T-3N	159	25.3	\$1688
	Modular Storage Cabinet, Full Height 1 – 30"W Left-hand Column 1 – 12"W Right-hand Column 52¾"W x 24¼"D x 61¾"H	HLSF52T-21N	254	51.4	\$2130
	Modular Storage Cabinet, Full Height 3 – 12"W Columns 52¾"W x 24¼"D x 61¾"H	HLSF52T-3N	164	51.4	\$2359

LEARNING

NOTES:

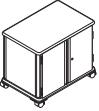
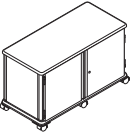
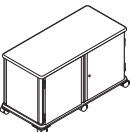
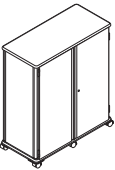
- Cases will accept a variety of storage accessories including trays, shelves, and coat rods. Refer to pages 805-806 for capacity specification/planning guidelines by cabinet size.
- Specify trays, shelves, or coat rod accessories separately, see page 820.
- Standard with Heavy-duty 3", 360-degree swivel casters, 36" with case includes four casters (2-locking, 2-non-locking), 52"W cases include six casters (3-locking, 3-non-locking).

HOW TO SPECIFY

Select Model Number HLSC36T-1N	Select Casters C Hard-Surface (no upcharge)	Select Top and Base Color Laminate See page 801 DD	Select T-Mold and Paint Color See page 801 T1
--	---	--	--



SMARTLINK® Modular Storage

	DESCRIPTION	MODEL	SHIP WEIGHT	CUBE	LIST PRICE
	Modular Storage Cabinet, Credenza Height 1 – 30"W Column 36¾"W x 24¼"D x 30"H	HLSC36T-1D	114	17.7	\$1383
	Modular Storage Cabinet, Credenza Height 2 – 12"W Columns 36¾"W x 24¼"D x 30"H	HLSC36T-2D	119	17.7	\$1492
	Modular Storage Cabinet, Credenza Height 1 – 30"W Left-hand Column 1 – 12"W Right-hand Column 52¾"W x 24¼"D x 30"H	HLSC52T-21D	174	25.3	\$1690
	Modular Storage Cabinet, Credenza Height 3 – 12"W Columns 52¾"W x 24¼"D x 30"H	HLSC52T-3D	179	25.3	\$1798
	Modular Storage Cabinet, Full Height 1 – 30"W Left-hand Column 1 – 12"W Right-hand Column 52¾"W x 24¼"D x 61¾"H	HLSF52T-21D	286	51.4	\$2280
	Modular Storage Cabinet, Full Height 3 – 12"W Columns 52¾"W x 24¼"D x 61¾"H	HLSF52T-3D	296	51.4	\$2491

NOTES:

- Cases will accept a variety of storage accessories including trays, shelves, and coat rods. Refer to pages 805-806 for capacity specification/planning guidelines by cabinet size.
- Specify trays, shelves, or coat rod accessories separately, see page 820.
- Standard with Heavy-duty 3", 360-degree swivel casters, 36" with case includes four casters (2-locking, 2-non-locking), 52"W cases include six casters (3-locking, 3-non-locking).

HOW TO SPECIFY

Select Model Number HLSC36T-1D	Select Casters C Hard-Surface (no upcharge)	Select Top and Base Color DD Laminate See page 801	Select T-Mold and Paint Color T1 See page 801
---	--	--	--

SMARTLINK® Modular Storage and Accessories

GSA SIN 71-302



Icon Legend on page 19

	DESCRIPTION	MODEL	SHIP WEIGHT	CUBE	LIST PRICE
	Tray Kits 3"H x 12"W, 7 trays and 14 rails per kit 6"H x 12"W, 4 trays and 8 rails per kit 12"H x 12"W, 2 trays and 4 rails per kit NOTES: Field installed. See pages 805-806 for specifying guidelines. ⓘ Semi-translucent white SPECIFYING EXAMPLE: HLSA-TK3.X	HLSA-TK3 HLSA-TK6 HLSA-TK12	12.0 ⓘ 10.0 ⓘ 7.0 ⓘ	2.7 2.7 2.7	\$195 \$134 \$101
	Shelf Kits, 2 shelves and 4 rails per kit 12"W x 24"D 30"W x 24"D NOTES: Field installed. See pages 805-806 for specifying guidelines. Specify color.	HLSA-SK1220T HLSA-SK3020T	14.0 ⓘ 28.0 ⓘ	0.6 1.2	\$285 \$414
	Coat Rod, Single Unit 12"W x 1" diameter NOTES: Use with Full-height cases, 12" columns only. Field installed. ⓘ Anodized finish only.	HLSA-CR12	0.5 ⓘ	0.1	\$99
	Hanging Folder Rail Kit 12"W Rails 4 rails per kit, each tray uses 2 rails NOTES: Use with 12" trays only. Field installed. ⓘ Anodized finish only.	HLSA-HRK	0.5 ⓘ	0.2	\$40
	Cabinet Whiteboard Mounting Bracket 52"W Includes 1 pair (upper and lower) of rails and mounting hardware. <ul style="list-style-type: none"> Accommodates: 1 - 48" x 48" Sliding Board or 2 - 24" x 48" Sliding Boards Compatible Sliding Boards (see page 821) HLWBS-448WW HLWBS-248WW HLWBS-448WT HLWBS-248WT Requires field installation. NOTES: For use on full-height cabinets only. Rails feature an integrated marker tray. Specify Charcoal (S) or Platinum (T1) color. SPECIFYING EXAMPLE: HLSA-WBK52.S	HLSA-WBK52	5.0 ⓘ	0.3	\$179

NOTES:

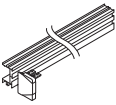
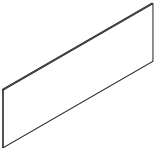
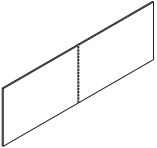

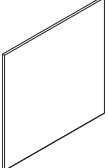
- Mounting bracket model HLSA-WBK52 mounts whiteboard to back of full-height Modular Storage unit.
- For use in Modular Storage cases.
- Trays for use in 12" width columns only. Shelves are available for use in 12" and 30" width columns.
- Trays and shelves hang off a pair of accessory rails.
- Trays and shelves are sold in "kit quantities" and include necessary accessory rails for installation.
- 12" trays accept rails to accommodate hanging file folders (side-to-side).
- All accessories are field installed.
- Trays feature front and rear handles for easy handling and are semi-translucent white for visibility to contents.
- All shelves feature an integrated finger pull and safety mechanism to prevent accidental removal.
- See pages 805-806 for specifying details.

HOW TO SPECIFY

<p>Select Model Number</p>	<p>Select Shelf Color</p> <p>C Harvest D Natural Maple LDW1 Designer White LOFT Loft</p>
<p>H L S A - S K 1 2 2 0 T .</p>	<p>C</p>



SMARTLINK® Wall Rail System

	DESCRIPTION	MODEL	SHIP WEIGHT	CUBE	LIST PRICE
	Wall Rail 144" NOTES: Rail model includes: 1 – 144" rail, 9 – wall mounting brackets and 2 – rail end caps. ⓘ Must be mounted in accordance with published installation instructions. Wall mounting hardware NOT INCLUDED. Must be sourced locally. ⓘ Must order Quantity 2 rails when using with Whiteboards and Whiteboards/Tackboards. ⓘ Platinum finish only.	HLWR-12	22	1.4	\$759
	Learning Board, Fixed Whiteboard, 1-sided 144"W x 48"H, Quantity 1 SPECIFYING EXAMPLE: HLWBF-1248W.X	HLWBF1-1248W	124	13.0	\$1813
	Learning Board, Fixed Whiteboards, 1-sided 72"W x 48"H, Quantity 2 with spacer (included) NOTES: Includes center cover/spacer. SPECIFYING EXAMPLE: HLWBF2-1248W.X	HLWBF2-1248W	125	6.7	\$1813
	Learning Board, Sliding Whiteboard/Whiteboard 48"W x 48"H 24"W x 48"H NOTES: May be used with HLSA-WBK52 to mount to the back of full-height Mobile Cabinets. (See page 820.) SPECIFYING EXAMPLE: HLWBS-448WW.X	HLWBS-448WW HLWBS-248WW	47 26	4.6 2.5	\$874 \$558
<i>Model HLWBS-248WW shown</i>					
	Learning Board, Sliding Whiteboard/Tackboard 48"W x 48"H 24"W x 48"H NOTES: May be used with HLSA-WBK52 to mount to the back of full-height Mobile Cabinets. (See page 820.) Tackboard Side available in the following fabric: Lucy Neutra (LC24). SPECIFYING EXAMPLE: HLWBS-448WT.X.LC24	HLWBS-448WT HLWBS-248WT	64 34	4.6 2.5	\$909 \$582
<i>Model HLWBS-448WT shown</i>					

LEARNING

NOTES:

- Multi-functional wall rails can accommodate whiteboards, worksurfaces and organizational accessories. See above and page 822.
- Sliding learning boards may be attached to the back of Mobile, full-height cabinets with bracket kit HLSA-WBK52 (see page 820).
- Multi-track rail allows for up to three layers of whiteboards. Rear track supports a fixed board, middle and front tracks support sliding boards. Outer rail channel is for attachment of worksurfaces and organizational accessories.
- Sliding learning boards are removable and reversible.
- All fixed and sliding boards:
 - Require two (upper and lower) rails for installation.
 - Feature a full aluminum frame.
 - Are high quality porcelain over steel and non-shadowing.
 - Are low gloss for projection use and allows for use of magnets.

HOW TO SPECIFY











Select Model Number H L W B S - 4 4 8 W T .	Select Side A Color X Whiteboard	Select Tackboard Fabric LC24 Lucy Neutra Specify for models HLWBS-448WT and HLWBS-248WT only
---	--	---

SMARTLINK® Wall Rail System Accessories

GSA SIN 71-302 EXCEPT AS NOTED



Icon Legend on page 19

	DESCRIPTION	MODEL	SHIP WEIGHT	CUBE	LIST PRICE BY PAINT GRADE		
					P1	P2	P3
	Marker Tray (Single Pack) 7"W x 3½"D x 2"H NOTES: Holds dry-erase markers, push pins and other small objects.	HPPMMT	1 	0.2	\$88	\$100	\$111
	Paper Clip (2 per carton) 5"W x 2"H NOTES: Use individually for artwork or smaller items. Use in pairs for larger notepad size pieces of paper.	HPPMPC	1 	0.2	\$91	\$103	\$114
	All-Purpose Hook (10 per carton) NOTES: Use for hanging back-packs, coats and other items. Hooks slide horizontally and cannot be removed without first removing the rail end cap. ⓘ Specify paint — Platinum Metallic only.	HPPMHK	1 	0.2	N/A	\$204	N/A
 SIN 711-2	CD/Pencil Holder 5¼"W x 1½"D x 5"H NOTES: Installs on the Wall Rail or Accessory Rail (HLTA-TR24) for use on the Teacher's Desk or Storage Cases. May also be mounted on Folder Bins.	HPPMPB	1 	0.2	\$101	\$113	\$124
 SIN 711-2	Folder Bin 12¼"W x 1¼"D x 9"H NOTES: Installs on the Wall Rail or Accessory Rail (HLTA-TR24) for use on the Teacher's Desk or Storage Cases. Folder Bin may be mounted (stacked) to each other.	HPPMFB	2 	0.3	\$101	\$113	\$124

NOTES:

- Accessories above to be used on the Wall Rail System — see page 821.
- All accessories mount on the rail's outer channel and may be used with sliding boards.
- All accessories may be mounted and moved to any position along the width of the rail.
- All accessories may be easily removed from the rail with the exception of the All-Purpose Hook. All-Purpose Hook can slide horizontally along the rail but cannot be removed without removing a rail end cap.

HOW TO SPECIFY

<p>Select Model Number</p> <p>H P P M M T .</p>	<p>Select Paint Color</p> <p>See page 801 Model HPPMHK available in Platinum Metallic only</p> <p>T 1</p>
--	--