

# WORKPLACE TOOLS



Coordinate™ Height-Adjustable Base, Monitor Arms and Task Light shown with Nucleus® Seating and Abound® Panels.

## WORKPLACE TOOLS

Workplace tools provide the finishing touch on any high-performance workspace. From storage options to technological tools and lighting solutions, HON's Workplace Tools deliver organization and efficiency to the office. Workplace Tools put everything you need to be productive within arm's reach, provide easy access to the connectivity you need to be successful and help you keep your workspace neat.



## FEATURES

- HON keyboard trays and center drawers make the most of your valuable desk space.
- Create additional opportunities for organization with paper management and organizational tools.
- Bring power and data directly to the worksurface and cleanly route cables and cords out of your way with power and cable management solutions.
- Task lighting designed to illuminate any work area and give you more control over your environment.

# KEYBOARD TRAYS & CENTER DRAWERS ORDERING INFORMATION

## LAMINATE CENTER DRAWERS, LAMINATE PAPER MANAGEMENT MODELS HLVP1/HLDST1/ HLSL1472LS/HLSL1460LS

L1 LAMINATES	CODES
<b>Woodgrain</b>	
◆ Bourbon Cherry	H
◆ Cognac	COGN
◆ Florence Walnut	LFW1
◆ Harvest	C
◆ Kingswood Walnut	LK11
◆ Mahogany	N
◆ Mocha	MOCH
◆ Natural Maple	D
◆ Pinnacle	PINC
◆ Shaker Cherry	F
<b>Solid</b>	
◆ Black	P
◆ Charcoal	S
◆ Designer White	LDW1
◆ Loft	LOFT
<b>L2 LAMINATES</b>	<b>CODES</b>
<b>Woodgrain</b>	
◆ Lowell Ash	LLA1
◆ Natural Recon	LNRI
◆ Phantom Ecru	LPE1
◆ Portico Teak	LPT1
◆ Skyline Walnut	LSW1

## LAMINATE KEYBOARD PLATFORM MODELS H4022/HE4022

L1 LAMINATES	CODES
<b>Woodgrain</b>	
◆ Bourbon Cherry	H
◆ Cognac	COGN
◆ Florence Walnut	LFW1
◆ Harvest	C
◆ Kingswood Walnut	LK11
◆ Mahogany	N
◆ Mocha	MOCH
◆ Natural Maple	D
◆ Pinnacle	PINC
◆ Shaker Cherry	F
<b>Solid</b>	
◆ Black	P
◆ Charcoal	S
◆ Designer White	LDW1
◆ Whitestone	K4
<b>Patterned</b>	
◆ Sheer Mesh	A5
◆ Silver Mesh	B9
◆ Steel Mesh	A9
◆ Canyon Zephyr	K9
◆ Desert Zephyr	K8
◆ Shadow Zephyr	K1
◆ Gray	G2
◆ Grey Tigris	L6
◆ White	G1
<b>L2 LAMINATES</b>	<b>CODES</b>
<b>Woodgrain</b>	
◆ Lowell Ash	LLA1
◆ Natural Recon	LNRI
◆ Phantom Ecru	LPE1
◆ Portico Teak	LPT1
◆ Skyline Walnut	LSW1

## METAL PAPER MANAGEMENT MODELS HHPS1 AND HDPS1

PAINT	CODES
<b>P1 P</b>	
◆ Black	P
◆ Brownstone	P7D
◆ Charcoal	S
◆ Designer White	PJW
◆ Fossil	P28
◆ Loft	LOFT
◆ Muslin	T3
◆ Titanium	P8T
<b>P2</b>	
◆ Champagne Metallic	T4
◆ Platinum Metallic	T1
◆ Silver	PR6
<b>P3</b>	
◆ Atom	P8S
◆ Bullseye	PJF
◆ Ember	P8P
◆ Ion	P8N
◆ Iris	P8J
◆ Krypton	P8F
◆ Regatta	P8M

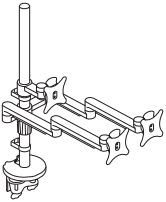
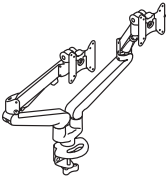
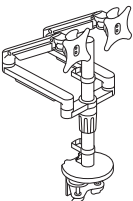
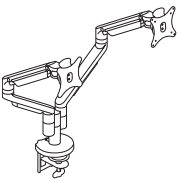
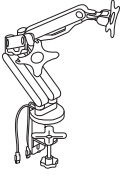
## METAL CENTER DRAWERS, CORNER SLEEVES, METAL KEYBOARD PLATFORM

PAINT	CODES
<b>P1</b>	
◆ Black	P
◆ Brownstone	P7D
◆ Charcoal	S
◆ Designer White	PJW
◆ Fossil	P28
◆ Greige	T5
◆ Light Gray	Q
◆ Loft	LOFT
◆ Muslin	T3
◆ Putty	L
◆ Shadow*	SHDW
◆ Titanium	P8T
<b>P2</b>	
◆ Champagne Metallic	T4
◆ Platinum Metallic	T1
◆ Silver	PR6
<b>P3</b>	
◆ Atom	P8S
◆ Bullseye	PJF
◆ Ember	P8P
◆ Ion	P8N
◆ Iris	P8J
◆ Krypton	P8F
◆ Regatta	P8M

◆◆◆ For lead time information see page 19.  
\* De-emphasized



# MONITOR ARMS

	DESCRIPTION	MODEL	SHIP WEIGHT	CUBE	LIST PRICE
	<p><b>Post Mount with Triple Fixed Arms</b></p> <ul style="list-style-type: none"> <li>• Features two fixed extended arms and one fixed center mount.</li> <li>• Arms have 180° of rotation at base with optional 360° rotation.</li> <li>• Monitor mount rotates 180° and tilts +/-30°.</li> <li>• Monitor can be rotated from landscape to portrait position.</li> <li>• Arms extend up to 20".</li> <li>• Arms have 27½" of vertical adjustment.</li> </ul> <p>ⓘ Available in Silver (SLV) finish only.</p> <p>ⓘ Arms hold monitors from 6.2-18 lbs. Optional counterweight HPACW available to support monitors as low as 5 lbs. (see page 827).</p>	<b>HPATF</b>	22.0 Ⓢ	1.9	<b>\$950</b>
	<p><b>Dual Monitor Arm — Effortless Adjustment</b></p> <ul style="list-style-type: none"> <li>• Single mount with dual monitor adjustment.</li> <li>• Effortless adjustment.</li> <li>• Height adjusts from 7" to 20" for a total range of 13".</li> <li>• Monitor extends 22½".</li> <li>• Monitor retracts 3½" to save space.</li> <li>• 360° swivel at two points with folding capabilities.</li> <li>• Monitor tilts +25° to -90°.</li> <li>• Enclosed cable management.</li> <li>• Dual screen models allow screens to be aligned horizontally for optimal ergonomic positioning.</li> <li>• Includes desk clamp or grommet mount.</li> <li>• Includes VESA plate for 75 x 75mm or 100 x 100mm (converter plate for 100mm x 200mm is available separately).</li> </ul> <p>ⓘ Silver finish only, no specification needed.</p>	<b>H5220 *</b>	15.0 Ⓢ	1.8	<b>\$996</b>
	<p><b>Post Mount with Dual Dynamic Arms</b></p> <ul style="list-style-type: none"> <li>• Arms have 180° of rotation at base with optional 360° rotation.</li> <li>• Monitor mount rotates 180° and tilts +/-30°.</li> <li>• Monitor can be rotated from landscape to portrait position.</li> <li>• Arms extend up to 20".</li> <li>• Arms have 17¾" of vertical adjustment.</li> </ul> <p>ⓘ Available in Silver (SLV) finish only.</p> <p>ⓘ Arms hold monitors from 6.2-18 lbs. Optional counterweight HPACW available to support monitors as low as 5 lbs. (see page 827).</p>	<b>HPADD</b>	19.5 Ⓢ	1.3	<b>\$830</b>
	<p><b>Dual Dynamic Monitor Arm</b></p> <ul style="list-style-type: none"> <li>• 150° of rotation at base with optional 360° rotation.</li> <li>• Arms extend 22" and retract up to 3".</li> <li>• Monitor mount rotates 180° and tilts +/-30°.</li> <li>• Monitor can be rotated from landscape to portrait position.</li> </ul> <p>ⓘ Arms hold monitors from 6.2-18 lbs. Optional counterweight HPACW available to support monitors as low as 5 lbs. (see page 827).</p>	<b>HMASD</b>	17.0 Ⓢ	1.1	<b>\$750</b>
	<p><b>Dual Monitor Arm with 2 USB Ports</b></p> <p>NOTES: Easy adjustment. Height adjusts to 17" tall. Monitor tilt and swivel capability. Enclosed cable management. Grommet or desktop mounting. Clean appearance. In some applications the Monitor Arms may extend 12 or more inches into the worksurface. <b>HON 5-Year Limited Warranty.</b></p> <p>ⓘ No specification needed.</p> <p>ⓘ Cannot be used in Empower® height adjustable applications.</p>	<b>HBDMAUSB</b>	41.9	2.6	<b>\$441</b>

**NOTES:**

\* De-emphasized.

## HOW TO SPECIFY

<p><b>Select Model Number</b></p> <p>H 5 2 2 0 .</p>	<p><b>Select Finish</b></p> <p><i>Specify for model HMASD only</i></p> <p>SLV Silver BLK Black</p> <p>S L V</p>
--	---

# MONITOR ARMS

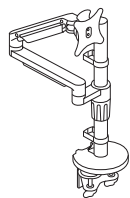
**DESCRIPTION**

**MODEL**

**SHIP WEIGHT**

**CUBE**

**LIST PRICE**



**Post Mount with Single Dynamic Arm**

- Arm has 180° of rotation at base with optional 360° rotation.
- Monitor mount rotates 180° and tilts +/-30°.
- Monitor can be rotated from landscape to portrait position.
- Arm extends up to 20”.
- Arm has 17¾” of vertical adjustment.

ⓘ Available in Silver (SLV) finish only.

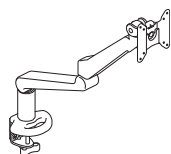
ⓘ Arms hold monitors from 6.2-18 lbs. Optional counterweight HPACW available to support monitors as low as 5 lbs. (see page 827).

**HPASD**

15.5 Ⓢ

1.3

**\$570**



**Single Monitor Arm — Effortless Adjustment**

- Effortless adjustment.
- Height adjusts from 7” to 20” for a total range of 13”.
- Monitor extends 22½”.
- Monitor retracts 3½” to save space.
- 360° swivel at two points with folding capabilities.
- Monitor tilts +25° to -90°.
- Enclosed cable management.
- Includes desk clamp or grommet mount.

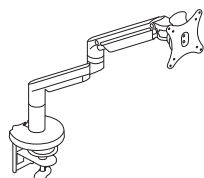
ⓘ Silver finish only, no specification needed.

**H5210 \***

11.0 Ⓢ

1.3

**\$557**



**Single Dynamic Monitor Arm**

- 180° of rotation at base with optional 360° rotation.
- Arms extend 22” and retract up to 3”.
- Monitor mount rotates 180° and tilts +/-30°.
- Monitor can be rotated from landscape to portrait position.

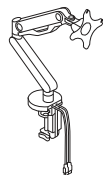
ⓘ Arms hold monitors from 6.2-18 lbs. Optional counterweight HPACW available to support monitors as low as 5 lbs. (see page 827).

**HMASTS**

11.5 Ⓢ

0.8

**\$390**



**Single Monitor Arm with 2 USB Ports**

NOTES: Easy adjustment. Height adjusts to 17” tall. Monitor tilt and swivel capability. Enclosed cable management. Grommet or desktop mounting. Clean appearance. **HON 5-Year Limited Warranty.**

ⓘ No specification needed.

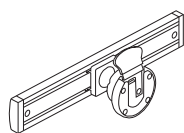
ⓘ Cannot be used in Empower® height adjustable applications.

**HBSMAUSB**

38.6

2.4

**\$294**



**Sliding Mount for Monitor Arm**

- Supports monitors up to 18 lbs.
- Compatible with VESA 75mm and 100mm mounts.
- Compatible with models HMASTS, HMASD, HPASD, HPADD, and HPATF.
- Available in two paint finishes, Silver (SLV) and Black (BLK). Plastic components ship in like color with specified paint finish.

**HPACSM**

3.0 Ⓢ

0.3

**\$160**

**NOTES:**

\* De-emphasized.

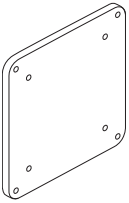
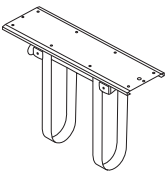
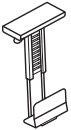
## HOW TO SPECIFY

<p><b>Select Model Number</b></p>	<p><b>Select Finish</b></p> <p><i>Specify for models HMASTS and HPACSM only</i></p> <p><b>SLV</b> Silver <b>BLK</b> Black</p>
<p>H P A S D .</p>	<p>S L V</p>



Icon Legend on page 19

# MONITOR ARM ACCESSORIES & CPU HOLDER

	DESCRIPTION	MODEL	SHIP WEIGHT	CUBE	LIST PRICE
	<p><b>Monitor Arm Counterweight</b></p> <ul style="list-style-type: none"> <li>Optional counterweight for monitors as low as 5 lbs.</li> <li>Minimum weight for monitors without counterweight is 6.2 lbs.</li> </ul> <p>ⓘ Available in Black only, no specification needed.</p> <p>ⓘ Compatible with models HMASTS, HPASD, HMASD, HPADD, and HPATF.</p>	<b>HPACW</b>	3 ⓘ	0.1	\$22
	<p><b>360° Swivel CPU Holder with Adjustable Straps</b></p> <ul style="list-style-type: none"> <li>Supports CPUs 3<sup>3</sup>/<sub>4</sub>" wide up to 64" perimeter and holds up to 75 lbs.</li> <li>360° rotation.</li> <li>Ships complete and includes necessary mounting hardware and instruction sheet.</li> </ul> <p>ⓘ Available in Black only, no specification needed.</p>	<b>HCPU1</b>	7 ⓘ	0.2	\$243
 <b>OPEN MARKET</b>	<p><b>CPU Holder</b></p> <ul style="list-style-type: none"> <li>Vertically mounts to underside of worksurface.</li> <li>360° swivel.</li> <li>Supports up to 55 lbs.</li> <li>Height adjustable from 16" to 22" below worksurface.</li> <li>Width adjustable to accept units from 3<sup>1</sup>/<sub>4</sub>" to 6".</li> </ul> <p>ⓘ Silver finish only, no specification needed.</p>	<b>HCPU ⓘ</b>	16 ⓘ	0.5	\$259

**NOTES:**

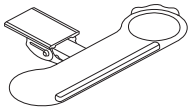

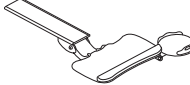



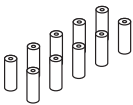

\* De-emphasized.

## HOW TO SPECIFY

Select Model Number

**H P A C W**

# KEYBOARD TRAYS

	DESCRIPTION	MODEL	SHIP WEIGHT	CUBE	LIST PRICE
	<b>Short Track and Keyboard Platform</b> <ul style="list-style-type: none"> <li>• Height adjustable total of 5<math>\frac{3}{4}</math>" (1<math>\frac{3}{4}</math>" above and 4" below).</li> <li>• +10°, -20° of tilt adjustment.</li> <li>• 360° rotation.</li> </ul>	<b>HKTSHORT</b>	10 	0.8	<b>\$541</b>
	<b>Mid Track with Keyboard and Mouse Platform</b> <ul style="list-style-type: none"> <li>• Height adjustable total of 8" (3" above and 5" below).</li> <li>• +10°, -20° of tilt adjustment.</li> <li>• 360° rotation.</li> </ul>	<b>HKT MID</b>	17 	1.2	<b>\$498</b>
	<b>Sit to Stand Long Track with Keyboard and Mouse</b> <ul style="list-style-type: none"> <li>• Height adjustable total of 12<math>\frac{1}{2}</math>" (7<math>\frac{1}{2}</math>" above and 5" below).</li> <li>• +10°, -20° of tilt adjustment.</li> <li>• 360° rotation.</li> </ul>	<b>HKT LONG</b>	17 	0.8	<b>\$581</b>
	<b>Keyboard Spacer</b> <ul style="list-style-type: none"> <li>• Used when attaching HKT MID or HKT LONG to Coordinate™ and Voi® or Systems Worksurface with an external channel.</li> <li>• The kit includes ten cylinder spacers and ten screws.</li> <li>• Spacers are <math>\frac{3}{4}</math>"W x 2<math>\frac{1}{8}</math>"H.</li> <li>• Specify one kit per keyboard tray.</li> </ul>	<b>HKBS</b>	1 	0.8	<b>\$90</b>

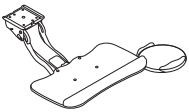
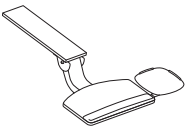
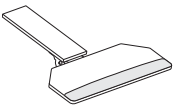
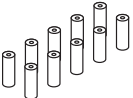
## HOW TO SPECIFY

Select  
Model Number

H K T M I D



# KEYBOARD TRAYS

	DESCRIPTION	MODEL	SHIP WEIGHT	CUBE	LIST PRICE
	<p><b>Sit to Stand Arm with Keyboard</b></p> <ul style="list-style-type: none"> <li>• Sit to stand application.</li> <li>• No knob or lever for adjustment, simply lift into place.</li> <li>• One-hand tilt adjustment for maximum flexibility.</li> <li>• For use on surfaces 24" or deeper.</li> <li>• Height adjustment without levers.</li> <li>• +10°/-20° tilt adjustment.</li> <li>• Height adjustment 12½" (7" above and 5½" below).</li> <li>• Tilt and swivel mouse surface with gel palm rest.</li> <li>• Detachable palm rest.</li> <li>• Mouse pad can mount right or left.</li> </ul> <p>! Black finish only, no specification needed.</p>	<b>H2516 *</b>	17 <b>Ⓔ</b>	1.6	<b>\$618</b>
	<p><b>Articulating Arm with Convertible Keyboard</b></p> <ul style="list-style-type: none"> <li>• 21" glide track.</li> <li>• Lift and lock height adjustment.</li> <li>• Height adjustment 7" (2½" above and 4½" below track).</li> <li>• Release handle for independent tilt adjustment.</li> <li>• Tilt: +/-15°.</li> <li>• Independent tilt and swivel mousing platform.</li> <li>• Positions platform flush with worksurface.</li> <li>• 360° rotation.</li> <li>• Mouse can be used in-line, over, or forward at platform height or above.</li> <li>• Mouse can be placed at platform height or above height.</li> <li>• Left or right handed mousing; no tools required.</li> <li>• Detachable palm rest.</li> <li>• Cord management clips included.</li> </ul> <p>! Black finish only, no specification needed.</p>	<b>H2107 *</b>	16 <b>Ⓔ</b>	1.3	<b>\$529</b>
	<p><b>Articulating Arm with Keyboard</b></p> <ul style="list-style-type: none"> <li>• 17" glide track.</li> <li>• Spring assisted.</li> <li>• Height adjustment 6¼" (1¼" above and 5" below track).</li> <li>• Tilt: +10°/-15°.</li> <li>• 25" cut corner platform.</li> <li>• Accommodates keyboard and mouse on same level.</li> <li>• Detachable palm rest.</li> <li>• Cord management clips included.</li> </ul> <p>! Black finish only, no specification needed.</p>	<b>H1706 *</b>	16 <b>Ⓔ</b>	1.4	<b>\$493</b>
	<p><b>Keyboard Spacer</b></p> <ul style="list-style-type: none"> <li>• For use when attaching a keyboard tray to Coordinate™ and Voi® or Systems Worksurface with an external channel.</li> <li>• The kit includes ten cylinder spacers and ten screws.</li> <li>• Spacers are ¾"W x 2⅛"H.</li> <li>• Specify one kit per keyboard tray.</li> </ul>	<b>HKBS</b>	1 <b>Ⓔ</b>	0.8	<b>\$90</b>

**NOTES:**

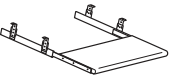
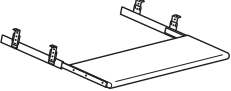
\* De-emphasized.

## HOW TO SPECIFY

Select Model Number

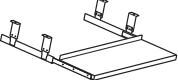
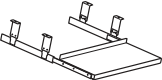
H	2	5	1	6
---	---	---	---	---

# KEYBOARD TRAYS

	DESCRIPTION	MODEL	SHIP WEIGHT	CUBE	LIST PRICE
	<b>Laminate Keyboard Platform</b> <ul style="list-style-type: none"> <li>Laminate Tray dimensions: 21½"W x 10"D x 1⅛" Thick.</li> <li>Minimum clearance for mounting: 22⅞"W x 17"D.</li> <li>Surface can be positioned 2", 2½", 3" or 3½" below bottom of worksurface.</li> <li>Will not fit on a 37" x 24" Corner worksurface.</li> <li>Specify laminate.</li> </ul>	<b>H4022</b>	10 ☉	0.6	<b>\$213</b>
	<b>Laminate Keyboard Platform with Extended Tray</b> <ul style="list-style-type: none"> <li>Laminate Tray dimensions: 30"W x 10"D x 1⅛" Thick.</li> <li>Minimum clearance for mounting: 32½"W x 17"D.</li> <li>Surface can be positioned 2", 2½", 3" or 3½" below bottom of worksurface.</li> <li>Will not fit on a 37" x 24" Corner worksurface.</li> <li>Ball-bearing slide; slide and brackets are Black.</li> </ul>	<b>HE4022</b>	12 ☉	0.7	<b>\$302</b>

## HOW TO SPECIFY

<b>Select Model Number</b> <input type="text" value="H4022"/>	<b>Select Laminate</b> See page 824 <input type="text" value="H"/>
--	--

	DESCRIPTION	MODEL	SHIP WEIGHT	CUBE	LIST PRICE BY PAINT GRADE PT
	<b>Metal Keyboard Platforms</b> <b>30"W Metal Keyboard and Mouse Tray</b> <ul style="list-style-type: none"> <li>Designed to hold keyboards and allow room for mouse pads.</li> <li>Tray dimensions: 30"W x 10"D.</li> <li>Minimum clearance for mounting: 32½"W x 15"D.</li> <li>Surface is positioned 3" below bottom of worksurface.</li> <li>Non-articulating, only movement is front-to-back. Does not tilt or swivel.</li> <li>Specify paint color.</li> </ul>	<b>H4028</b>	11 ☉	1.5	<b>\$153</b>
	<b>24"W Metal Keyboard Tray</b> <ul style="list-style-type: none"> <li>Designed to hold ONLY keyboards.</li> <li>Tray dimensions: 24"W x 10"D.</li> <li>Minimum clearance for mounting: 26½"W x 15"D.</li> <li>Surface is positioned 3" below bottom of worksurface.</li> <li>Non-articulating, only movement is front-to-back. Does not tilt or swivel.</li> <li>Specify paint color.</li> </ul>	<b>H4029</b>	11 ☉	1.5	<b>\$138</b>

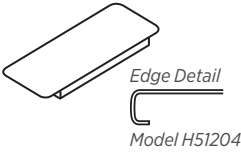
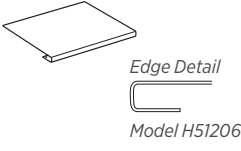
## HOW TO SPECIFY

<b>Select Model Number</b> <input type="text" value="H4028"/>	<b>Select Paint Color</b> See page 824 <input type="text" value="T1"/>
--	--





# CORNER SLEEVES

	DESCRIPTION	MODEL	SHIP WEIGHT	CUBE	LIST PRICE BY PAINT GRADE		
					P1	P2	P3
 <p>Edge Detail Model H51204</p>	<p><b>Metal Corner Sleeves</b></p> <p><b>22½"W Leading Edge x 9"D</b></p> <ul style="list-style-type: none"> <li>Fits 1⅝" thick square edge detail.</li> <li>Smaller design is more aesthetically pleasing.</li> </ul>	<b>H51204</b>	10 Ⓢ	1.5	\$155	\$162	\$172
 <p>Edge Detail Model H51206</p>	<p><b>22½"W Leading Edge x 18"D</b></p> <ul style="list-style-type: none"> <li>Fits 1⅝" thick square edge detail.</li> </ul>	<b>H51206</b>	10 Ⓢ	1.5	\$155	\$165	\$172

**NOTES:**

- Corner sleeve connects intersecting worksurfaces to create "corner desk" work areas.
- Specify paint color.

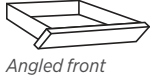
## HOW TO SPECIFY

<p>Select Model Number</p> <p>H 5 1 2 0 4 . P</p>	<p>Select Paint Color</p> <p>See page 824</p>
---	---

# CENTER DRAWERS

ABI

Icon Legend on page 19



DESCRIPTION	MODEL	SHIP WEIGHT	CUBE	L1 LIST PRICE	L2 LIST PRICE
<b>Laminate Center Drawer</b> 22"W x 15 <sup>3</sup> / <sub>8</sub> "D x 2 <sup>1</sup> / <sub>2</sub> "H Specify laminate.	<b>H1522</b>	11 <b>Ⓔ</b>	1.1	<b>\$184</b>	<b>\$199</b>
26"W x 15 <sup>3</sup> / <sub>8</sub> "D x 2 <sup>1</sup> / <sub>2</sub> "H Specify laminate. <ul style="list-style-type: none"> <li>• Ball-bearing slide suspension.</li> <li>• 12" drawer extension (3/4).</li> <li>• Inside drawer dimension for H1522: 18<sup>7</sup>/<sub>8</sub>"W x 15<sup>1</sup>/<sub>2</sub>"D x 1<sup>1</sup>/<sub>2</sub>"H.</li> <li>• Inside drawer dimension for H1526: 22<sup>3</sup>/<sub>4</sub>"W x 15<sup>1</sup>/<sub>2</sub>"D x 1<sup>1</sup>/<sub>2</sub>"H.</li> <li>• Minimum clearance for mounting H1522: 22<sup>3</sup>/<sub>4</sub>"W x 18<sup>1</sup>/<sub>2</sub>"D compatible with 72"W x 36"D, 66"W x 30"D, 60"W x 30"D Double Pedestal Desks, 72"W x 36"D, 66"W x 30"D Single Pedestal Desks, Bullet and P-Shaped Peninsulas, 72"W x 24"D, 66"W x 24"D, 60"W x 24"D Credenza w/Kneespace, 72"W x 24"D, 66"W x 24"D Single Pedestal Credenzas, 48"W x 24"D, 42"W x 24"D Returns</li> <li>• Minimum clearance for mounting H1526: 27<sup>1</sup>/<sub>4</sub>"W x 18<sup>1</sup>/<sub>2</sub>"D compatible with 72"W x 36"D, 66"W x 30"D, 60"W x 30"D Double Pedestal Desks, 72"W x 24"D, 66"W x 24"D, 60"W x 24"D Credenza w/Kneespace, 48"W x 24"D Return</li> <li>• Designed for use with Concinnity™, Voi®, Valido®/11500, 10700 and 10500 Series™.</li> <li>• Includes pencil tray.</li> </ul>	<b>H1526</b>	12 <b>Ⓔ</b>	1.2	<b>\$198</b>	<b>\$213</b>

NOTES: For 60"W x 30"D Modular Desk Shells with two 15<sup>5</sup>/<sub>8</sub>"W Storage Pedestals or 60"W x 24"D Modular Credenza Shells with two 15<sup>5</sup>/<sub>8</sub>"W Storage Pedestals, use center drawer H1522.

## HOW TO SPECIFY

Select  
Model Number

Select  
Laminate

See page 824







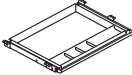

H 1 5 2 2 .

H



Icon Legend on page 19

# CENTER DRAWERS

	DESCRIPTION	MODEL	SHIP WEIGHT	CUBE	LIST PRICE BY PAINT GRADE		
					P1	P2	P3
 Angled front 	<b>Metal Center Drawer w/Lock</b> 19"W x 14 <sup>3</sup> / <sub>4</sub> "D x 3"H Specify paint color. <ul style="list-style-type: none"> <li>• Ball-bearing slide suspension.</li> <li>• 12" drawer extension (3/4).</li> <li>• Inside drawer dimension: 19"W x 13"D x 2<sup>3</sup>/<sub>8</sub>"H.</li> <li>• Minimum clearance for mounting: 21<sup>3</sup>/<sub>4</sub>"W x 19<sup>1</sup>/<sub>4</sub>"D.</li> <li>• Core removable lock.</li> </ul>	<b>HD2</b>	9 	1.0	\$257	\$267	\$275
 Angled front 	24 <sup>3</sup> / <sub>4</sub> "W x 14 <sup>3</sup> / <sub>4</sub> "D x 3"H Specify paint color. <ul style="list-style-type: none"> <li>• Ball-bearing slide suspension.</li> <li>• 12" drawer extension (3/4).</li> <li>• Inside drawer dimension: 24<sup>1</sup>/<sub>2</sub>"W x 13"D x 2<sup>3</sup>/<sub>8</sub>"H.</li> <li>• Minimum clearance for mounting: 27<sup>3</sup>/<sub>8</sub>"W x 19<sup>1</sup>/<sub>4</sub>"D.</li> <li>• Core removable lock.</li> </ul>	<b>HD8</b>	12 	1.2	\$257	\$267	\$275
 <b>OPEN MARKET</b>	<b>Polymer Center Drawer</b> <ul style="list-style-type: none"> <li>• Color: Black.</li> <li>• Material: ABS.</li> <li>• Minimum clearance for mounting: 23"W x 16<sup>1</sup>/<sub>4</sub>"D x 2"H.</li> <li>• Retracts on 16" ball-bearing slides.</li> <li>• Can be used on worksurfaces with Coordinate™ Height Adjustable Bases as long as it is attached with spacer model HKBS.</li> <li>• Can store up to 25 lbs.</li> </ul> <p> Black finish only, no specification needed.</p>	<b>HCD1</b>		7		0.5	<b>\$108</b>

**NOTES:**

- All metal center drawers feature pencil trays with three compartments for storage.
- All metal center drawers feature core removable locks for greater personal and departmental security.

## HOW TO SPECIFY

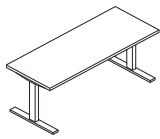
Select Model Number HD2.	Select Paint Color See page 824 T1
-----------------------------	--

# COORDINATE™ Height Adjustable Bases

OPEN MARKET



Icon Legend on page 19



Base shown with work surface attached.

## DESCRIPTION

### Height Adjustable Base – 2 Stage

24"D Feet and Worksurface Brackets

MODEL

**HHAB2S2L**

SHIP WEIGHT

63

CUBE

2.4

LIST PRICE

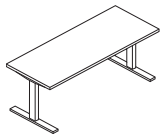
**\$1006**

NOTES: Base is a dual motor 2-stage design. Legs raise from 25<sup>5</sup>/<sub>8</sub>" to 45<sup>1</sup>/<sub>4</sub>". Base telescopes to accommodate any rectangular worksurface between 24"D x 42"W and 30"D x 72"W. Supports weight capacity of 250 lbs. (excluding worksurface weight). See page 718 for Voi® Worksurfaces. See page 718 for Systems Worksurfaces. For Height Adjustable Base Accessories see page 716. Foundation™, Systems, Voi®, 10500, and Preside® all have worksurfaces within this range.

⚠ When attaching a Keyboard Tray, remember to also specify a Keyboard Spacer Kit (HKBS).

⚠ Telescoping horizontal frame will extend just over 2" from underside of the worksurface.

**SPECIFYING EXAMPLE: HHAB2S2L.P8L**



Base shown with work surface attached.

### Height Adjustable Base – 3 Stage

24"D Feet and Worksurface Brackets

**HHAB3S2L**

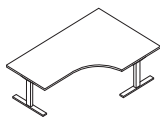
67

2.4

**\$1120**

NOTES: Base is a dual motor 3-stage design. Legs raise from 21<sup>5</sup>/<sub>8</sub>" to 47<sup>3</sup>/<sub>4</sub>". Base telescopes to accommodate any rectangular worksurface between 24"D x 42"W and 30"D x 72"W. Supports weight capacity of 250 lbs. (excluding worksurface weight). Foundation™, Systems, Voi®, 10500, and Preside® all have worksurfaces within this range.

⚠ Telescoping horizontal frame will extend just over 2" from underside of the worksurface.



Base shown with work surface attached.

### 3-Leg Height Adjustable Base – 3 Stage

24"D Feet and Worksurface Brackets

**HHAB3S3L**

97

3.6

**\$1896**

NOTES: Base is a three motor 3-stage design. Legs raise from 21<sup>5</sup>/<sub>8</sub>" to 47<sup>3</sup>/<sub>4</sub>". Base telescopes to accommodate worksurfaces between 24"D x 42"W<sup>1</sup> x 60"W<sup>2</sup> and 30"D x 72"W<sup>1</sup> x 72"W<sup>2</sup>. Supports weight capacity of 330 lbs. (excluding worksurface weight). Can be used with 48" 120 degree and worksurface models.

⚠ When using two worksurfaces, a flat bracket is required. Bracket purchased separately — HHN831124, HHN831130 — see page 589.

⚠ Telescoping horizontal frame will extend just over 2" from underside of the worksurface.

## NOTES:

- Height Adjustable Bases ship complete with a pre-assembled motor.
- Base telescopes to accommodate any worksurface between 48"W and 72"W.

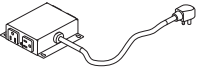
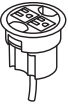

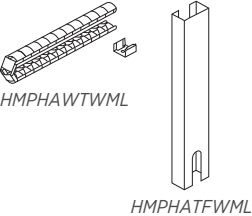
⚠ Coordinate™ Height Adjustable Bases not compatible with 36"D rectangular worksurfaces.

WORKPLACE TOOLS

## HOW TO SPECIFY

<p><b>Select Model Number</b></p> <p>HHAB2S2L .</p>	<p><b>Select Finish</b></p> <p>P71 Black P8L Nickel PD8 White</p> <p>P8L</p>
---	--

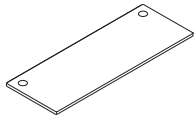


	DESCRIPTION	MODEL	SHIP WEIGHT	CUBE	LIST PRICE
 <b>SIN 711-2</b>	<b>Under Worksurface Power Module – 4 Outlets, 10' Cord</b> <ul style="list-style-type: none"> <li>Includes 10' cord with three-prong plug.</li> <li>Fits in cable management troughs. See page 852.</li> <li>4 outlets on side create easy access.</li> </ul> <p>NOTES: Power Modules will also work with standing-height applications for 10500 Series™ and Voi® desks. For additional information see page 849.</p> <p>ⓘ Available in black finish only, no specification needed.</p>	<b>HPWRMOD2</b>	1.5	0.2	<b>\$401</b>
 <b>SIN 71-302</b>	<b>3' Round Power Grommet – 2 Outlets, 10' Cord</b> <ul style="list-style-type: none"> <li>Includes 10' cord with three-prong plug.</li> <li>Fits in 3" round grommet holes.</li> <li>Two grounded AC power outlets.</li> <li>Field installed with Plug-and-play ease.</li> </ul> <p>ⓘ Available in black finish only, no specification needed.</p>	<b>HGRMTAC2</b>	1.5	0.2	<b>\$148</b>
 <b>SIN 711-1</b>	<b>Flat Bracket</b> 24"D 30"D <p>ⓘ Charcoal only.</p> <p>ⓘ Must be used if specifying 2 worksurfaces for HHAB3S3L base.</p>	<b>HHN831124</b> <b>HHN831130</b>	3.0 ⓘ 3.0 ⓘ	0.3 0.4	<b>\$64</b> <b>\$64</b>
 HMPHAWTWML HMPHATFWML	<b>Wire Managers for Height Adjustable</b> Workstation to Trough Trough to Floor <p>ⓘ Wire Manager Workstation to Trough only available in black.</p> <p>ⓘ Colors available on Wire Manager Trough to Floor are PR6 and WHIT.</p>	<b>HMPHAWTWML</b> <b>HMPHATFWML</b>	3.0 2.0	0.1 0.3	<b>\$264</b> <b>\$159</b>
<b>OPEN MARKET</b>					

## HOW TO SPECIFY

Select Model Number

H P W R M O D 2

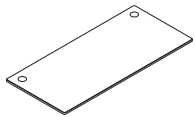


DESCRIPTION	MODEL	SHIP WEIGHT	CUBE	L1 LIST PRICE	L2 LIST PRICE
<b>Systems Rectangle Worksurfaces for Height Adjustable Bases</b>					
46"W x 23¼"D	<b>HHAW2448P</b>	58	3.3	<b>\$429</b>	<b>\$444</b>
52"W x 23¼"D	<b>HHAW2454P</b>	64	4.0	<b>\$451</b>	<b>\$471</b>
58"W x 23¼"D	<b>HHAW2460P</b>	70	4.0	<b>\$499</b>	<b>\$519</b>
64"W x 23¼"D	<b>HHAW2466P</b>	86	4.8	<b>\$535</b>	<b>\$555</b>
70"W x 23¼"D	<b>HHAW2472P</b>	89	4.8	<b>\$552</b>	<b>\$572</b>

❗ Must be used as worksurfaces on Coordinate™ Height Adjustable Bases within Panel Systems, as these are 1" shorter in width on each side to provide clearance between panels and other worksurfaces.

❗ Available in all standard systems' laminate and edgebanding options. Only offered with grommets.

**Specify Model.LaminateColor.EdgeColor.GrommetColor SPECIFYING EXAMPLE: HHAW2448P.A5.K.T1**

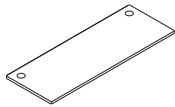


<b>Systems Rectangle Worksurfaces for Height Adjustable Bases</b>					
46"W x 29¼"D	<b>HHAW3048P</b>	68	4.0	<b>\$458</b>	<b>\$473</b>
52"W x 29¼"D	<b>HHAW3054P</b>	80	5.0	<b>\$491</b>	<b>\$511</b>
58"W x 29¼"D	<b>HHAW3060P</b>	101	5.0	<b>\$544</b>	<b>\$564</b>
64"W x 29¼"D	<b>HHAW3066P</b>	105	6.0	<b>\$578</b>	<b>\$598</b>
70"W x 29¼"D	<b>HHAW3072P</b>	105	6.0	<b>\$616</b>	<b>\$636</b>

❗ Must be used as worksurfaces on Coordinate™ Height Adjustable Bases within Panel Systems, as these are 1" shorter in width on each side to provide clearance between panels and other worksurfaces.

❗ Available in all standard systems' laminate and edgebanding options. Only offered with grommets.

**Specify Model.LaminateColor.EdgeColor.GrommetColor SPECIFYING EXAMPLE: HHAW3048P.A5.K.T1**



<b>Voi® Rectangle Worksurfaces for Height Adjustable Bases</b>					
48"W x 24"D	<b>HLSLR2448</b>	61	3.4	<b>\$300</b>	<b>\$315</b>
54"W x 24"D	<b>HLSLR2454</b>	68	4.2	<b>\$323</b>	<b>\$343</b>
60"W x 24"D	<b>HLSLR2460</b>	75	4.2	<b>\$351</b>	<b>\$371</b>
66"W x 24"D	<b>HLSLR2466</b>	82	5.0	<b>\$380</b>	<b>\$400</b>
72"W x 24"D	<b>HLSLR2472</b>	89	5.0	<b>\$394</b>	<b>\$414</b>
48"W x 30"D	<b>HLSLR3048</b>	75	4.2	<b>\$323</b>	<b>\$338</b>
54"W x 30"D	<b>HLSLR3054</b>	84	5.1	<b>\$360</b>	<b>\$380</b>
60"W x 30"D	<b>HLSLR3060</b>	92	5.1	<b>\$402</b>	<b>\$422</b>
66"W x 30"D	<b>HLSLR3066</b>	101	6.1	<b>\$432</b>	<b>\$452</b>
72"W x 30"D	<b>HLSLR3072</b>	110	6.1	<b>\$469</b>	<b>\$489</b>

❗ For use with Coordinate™ Height Adjustable Bases only in Freestanding Applications, which are applications where the tables/desks are not attached or adjacent to another unit, table/desk or systems panel. The widths are true to stated dimensions. If used with Panel Systems or other than in Freestanding Applications, worksurfaces will not provide proper clearance between panels or other worksurfaces, and may cause injury or worksurface damage (not covered by warranty).

❗ Coordinate™ Height Adjustable Bases not compatible with 36"D rectangular worksurfaces.

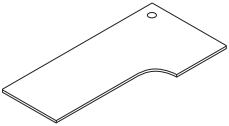
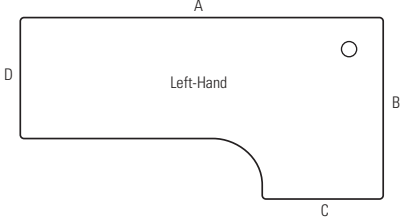
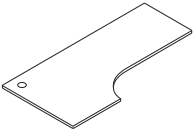
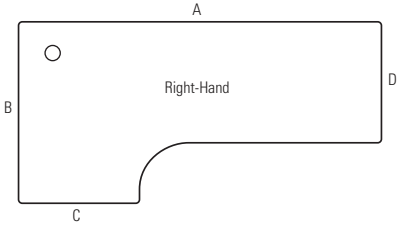
**NOTES:**

- Systems Rectangle Worksurfaces for Height Adjustable Bases designed for use in panel systems. Worksurface is 2" shorter in width and ¼" shorter in depth than standard worksurfaces to provide clearance between panels and other worksurfaces.

**HOW TO SPECIFY**

<p><b>Select Model Number</b></p> <p>HHAW2448P HLSLR2448</p>	<p><b>Select Laminate</b></p> <p>See page 441 *For Voi® Worksurfaces only, see page 171</p> <p>A5 NN</p>	<p><b>Select Edge Color</b></p> <p>See page 441 Specify for Systems Worksurfaces only</p> <p>K</p>	<p><b>Select Grommet Color</b></p> <p>See page 441 Specify for Systems Worksurfaces only</p> <p>T1</p>	<p><b>Select Grommet Option and Color</b></p> <p>Specify for Voi® Worksurfaces only</p> <p>X No Grommet G Grommet</p> <p>If choosing the grommet option Select Grommet Color</p> <p>P Black Grommet DW Designer White Grommet T5 Greige Grommet T1 Platinum Grommet</p> <p>GT5</p>
--	--	--	--	--



DESCRIPTION	MODEL	SHIP WEIGHT	CUBE	L1	L2	
				LIST PRICE	LIST PRICE	
 <p><b>Corner-Cove Worksurfaces for Height Adjustable Bases, Left Hand</b>                      58" A x 34" B x 23" C x 23" D                      70" A x 34" B x 23" C x 23" D</p> <p>58" A x 46" B x 23" C x 23" D                      58" A x 46" B x 29" C x 29" D                      70" A x 46" B x 23" C x 23" D                      70" A x 46" B x 29" C x 29" D</p> 	<b>HHAWV603624LP</b>	67	6.1	<b>\$606</b>	<b>\$631</b>	
	<b>HHAWV723624LP</b>	75	6.8	<b>\$665</b>	<b>\$695</b>	
	<b>HHAWV604824LP</b>	85	7.4	<b>\$665</b>	<b>\$695</b>	
	<b>HHAWV604830LP</b>	99	7.4	<b>\$712</b>	<b>\$742</b>	
	<b>HHAWV724824LP</b>	105	8.8	<b>\$830</b>	<b>\$865</b>	
	<b>HHAWV724830LP</b>	112	8.8	<b>\$880</b>	<b>\$915</b>	
	 <p><b>Corner-Cove Worksurfaces for Height Adjustable Bases, Right Hand</b>                      58" A x 34" B x 23" C x 23" D                      70" A x 34" B x 23" C x 23" D</p> <p>58" A x 46" B x 23" C x 23" D                      58" A x 46" B x 29" C x 29" D                      70" A x 46" B x 23" C x 23" D                      70" A x 46" B x 29" C x 29" D</p> 	<b>HHAWV603624RP</b>	67	6.1	<b>\$606</b>	<b>\$631</b>
		<b>HHAWV723624RP</b>	75	6.8	<b>\$665</b>	<b>\$695</b>
		<b>HHAWV604824RP</b>	85	7.4	<b>\$665</b>	<b>\$695</b>
		<b>HHAWV604830RP</b>	99	7.4	<b>\$712</b>	<b>\$742</b>
<b>HHAWV724824RP</b>		105	8.8	<b>\$830</b>	<b>\$865</b>	
<b>HHAWV724830RP</b>		112	8.8	<b>\$880</b>	<b>\$915</b>	

**NOTES:**

- Corner-Cove Worksurfaces for Height Adjustable Bases designed for use in panel systems. Worksurface is 1" shorter in width and 1" shorter in depth on side of corner to provide clearance between panels and other worksurfaces.
- Use the 3-Leg Coordinate™ Base when specifying Coordinate™ Corner-Cove Surfaces.

## HOW TO SPECIFY

<p><b>Select Model Number</b></p> <p>HHAWV603624LP.</p>	<p><b>Select Laminate</b></p> <p>See page 441</p> <p>A5.</p>	<p><b>Select Edge Color</b></p> <p>See page 441</p> <p>K.</p>	<p><b>Select Grommet Color</b></p> <p>See page 441</p> <p>T1</p>
---	--	---	--

# COORDINATE™ Desktop Riser & Sit-to-Stand Devices

OPEN MARKET

Icon Legend on page 19

## DESCRIPTION

## MODEL

## SHIP WEIGHT

## CUBE

## LIST PRICE



### Portable Desktop Riser

31"D x 4½"-16½"H x 35"W

**HBXRISER**

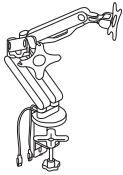
54.0

4.1

**\$619**

NOTES: Available in Black (BLK) or White (WHT) finish. Desktop riser dimensions (without keyboard tray): 22"D x 4½"-16½"H x 35"W. Keyboard tray dimensions: 9"D x 30"W. Max loading capacity is 33 lbs for the desktop riser surface and 4 lbs for the keyboard tray. Easily transition from seated to standing positions throughout the workday. Sits atop an existing desk to create sit-to-stand functionality by raising the computer. Includes keyboard tray and surface for computer monitors. **HON 5-Year Limited Warranty.**

⚠ Not intended for use on mobile workstations.



### Dual Monitor Arm with 2 USB Ports

**HBDMAUSB**

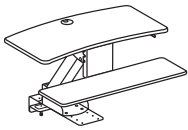
41.9

2.6

**\$441**

NOTES: Easy adjustment. Height adjusts to 17" tall. Monitor tilt and swivel capability. Enclosed cable management. Grommet or desktop mounting. Clean appearance. In some applications the Monitor Arms may extend 12 or more inches into the worksurface. **HON 5-Year Limited Warranty.**

⚠ No specification needed.



### Mounted Desktop Riser

**HS1100**

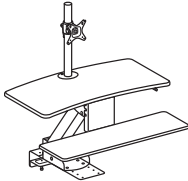
60.0 Ⓢ

3.2

**\$664**

NOTES: Does not include a monitor arm and is suitable for laptops and/or monitors on their original stands.

⚠ No specification needed.



### Mounted Desktop Riser with Single Monitor Arm

**HS1101**

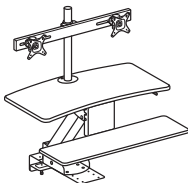
62.0 Ⓢ

3.2

**\$777**

NOTES: Includes a monitor arm for a single monitor.

⚠ No specification needed.



### Mounted Desktop Riser with Dual Monitor Arm

**HS1102**

63.0 Ⓢ

3.2

**\$883**

NOTES: Includes a monitor arm for dual monitors.

⚠ No specification needed.

WORKPLACE TOOLS

## NOTES FOR HS1100, HS1101, HS1102:

- These products are designed to allow the user to transition from seating position to standing position throughout the workday.
- Gas-assist lever-operated mechanism with positive stop.
- Clamp mount compatible with worksurfaces depths of 20"-30". 20" is for systems only.
- Clamp requires 3.5" of clearance along back edge of worksurface.
- Black seamless worksurfaces.
- Silver powder coated metal components.
- Lowers below worksurface level on 24" and 30"D worksurfaces.
- All models contain a large primary worksurface and a smaller keyboard / mouse surface.
- Beveled edges for sleek appearance and comfort while typing.
- Monitor arms include height, width, and swivel adjustment.

- Not for use under overhead storage, with flush mounted modesty panels, or worksurfaces thinner than 1".

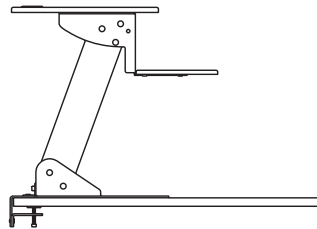
⚠ Not recommended for use on mobile (castered) worksurfaces.

## MOUNTING AND COMPATIBILITY FOR HS1100, HS1101, HS1102:

- This product is intended to be installed on commercial-grade worksurfaces in good condition.
- Compatible with freestanding worksurfaces 24"-30"D or panel-supported worksurfaces 24"-30"D.
- Not for use on mobile worksurfaces.

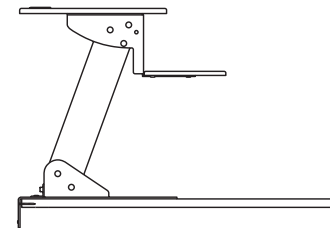
### Clamp Mount

Use when 3.5" minimum overhang is available



### Screw Mount

Use when no overhang is available. Worksurface must be minimum 1" thick.



## HOW TO SPECIFY

### Select Model Number

HBXRISER.

### Select Finish

BLK Black  
WHIT White



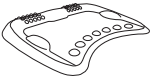
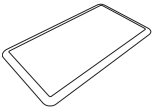
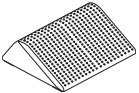
BLK





# WORKPLACE TOOLS

## Ergonomic Solutions

	DESCRIPTION	MODEL	SHIP WEIGHT	CUBE	LIST PRICE
	<b>Rectangle Wobble Board — Anti-Fatigue Mat</b> 18"D x 3"H x 22½"W ⓘ Available in Black (T) finish ONLY. Recommended weight capacity not to exceed 250 pounds. <b>HON 5-Year Limited Warranty.</b> <b>SPECIFYING EXAMPLE: HVL981.T</b>	<b>HVL981</b>	10.0 ⓘ	0.9	<b>\$120</b>
	<b>Round Wobble Board — Anti-Fatigue Mat</b> 18½"D x 2⅝"H x 18½"W ⓘ Available in Black (T) finish ONLY. Recommended weight capacity not to exceed 250 pounds. <b>HON 5-Year Limited Warranty.</b> <b>SPECIFYING EXAMPLE: HVL982.T</b>	<b>HVL982</b>	5.8 ⓘ	0.6	<b>\$102</b>
	<b>Ergonomic Anti-Fatigue Mat</b> 25"D x 2¾"H x 29⅞"W ⓘ Available in Black ONLY. No specification needed. <b>HON 5-Year Limited Warranty.</b> <b>SPECIFYING EXAMPLE: HBEAFM1</b>	<b>HBEAFM1</b>	7.0	1.4	<b>\$219</b>
	<b>Rectangle Anti-Fatigue Mat</b> 20"D x ¾"H x 36"W ⓘ Available in Black ONLY. No specification needed. <b>HON 5-Year Limited Warranty.</b> <b>SPECIFYING EXAMPLE: HBAFM2036</b>	<b>HBAFM2036</b>	5.4	0.4	<b>\$100</b>
	<b>Footrest — Anti-Slip Cover</b> 13¾"D x 5½"H x 16"W ⓘ Available in Black (T) finish ONLY. Recommended weight capacity not to exceed 250 pounds. <b>HON 5-Year Limited Warranty.</b> <b>SPECIFYING EXAMPLE: HVL991.T</b>	<b>HVL991</b>	7.0 ⓘ	0.9	<b>\$82</b>

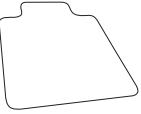
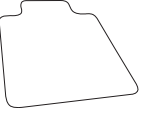
### HOW TO SPECIFY

<p>Select Model Number</p> <p>H V L 9 8 1 . T</p>	<p>Select Finish</p> <p>T Black</p>
---	-------------------------------------

# WORKPLACE TOOLS

## Chair Mats

OPEN MARKET

	DESCRIPTION	MODEL	SHIP WEIGHT	CUBE	LIST PRICE
	<b>Lipped Chair Mat with Studs</b>				
	60"W x 46"D 48"W x 36"D	<b>HCM4660LS</b>	13.9	1.0	<b>\$146</b>
		<b>HCM3648LS</b>	8.8	0.6	<b>\$88</b>
	<b>Lipped Chair Mat without Studs</b>				
	60"W x 46"D 48"W x 36"D	<b>HCM4660LN</b>	13.2	0.5	<b>\$146</b>
		<b>HCM3648LN</b>	8.3	0.3	<b>\$88</b>

### NOTES:

- Available with studs for carpet and without studs for hard-surface floors.
- Ships rolled.
- **HON 5-Year Limited Warranty.**






❗ Clear finish only. No specification needed.

### HOW TO SPECIFY

Select  
Model Number

H C M 4 6 6 0 L S

## TASK LIGHTS

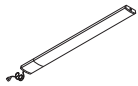
	DESCRIPTION	MODEL	SHIP WEIGHT	CUBE	LIST PRICE
	<b>Articulating Desk Lamp</b>	<b>HLED1</b>	1.2 	6.5	<b>\$402</b>
	<b>Articulating Desk Lamp w/ Occupancy Sensor</b>	<b>HLED10C</b>	1.2 	6.5	<b>\$490</b>
	<ul style="list-style-type: none"> <li>• Color: Matte Silver.</li> <li>• Full-range dimming from 10% to 100%.</li> <li>• Designed for 50,000 hours of life.</li> <li>• Occupancy sensor is built into the head of the lamp and will automatically shut the lamp off after 6 minutes of undetected movement.</li> <li>• Base swivel is 180 degrees.</li> <li>• Uses only 5 watts of energy.</li> <li>• Light comes with a silver 9' 4" power cord.</li> <li>• Base diameter is 7.5".</li> <li>• 3500K Color Temperature.</li> <li>• 80 Color Rendering Index.</li> <li>• TAA Compliant.</li> </ul>				
	<b>Task Desk Lamp</b>	<b>HLED2</b>	0.7 	3.0	<b>\$348</b>
	<ul style="list-style-type: none"> <li>• Color: Brushed Nickel.</li> <li>• Full-range dimming from 10% to 100%.</li> <li>• Designed for 50,000 hours of life.</li> <li>• Lamp is 15.83" tall.</li> <li>• Desk lamp does not articulate at base. The pivoting head provides custom positioning, as it can be twisted 360 degrees.</li> <li>• Uses only 5 watts of energy.</li> <li>• Light comes with a silver 9' 4" power cord.</li> <li>• Base diameter is 6.7".</li> <li>• 3500K Color Temperature.</li> <li>• 80 Color Rendering Index.</li> <li>• TAA Compliant.</li> </ul>				

## HOW TO SPECIFY

Select  
Model Number

HLED1

# TASK LIGHTS



## DESCRIPTION

### LED Task Lights

17" LED Light with Power Supply (Single)

31" LED Light with Power Supply (Single)

17" LED Light with Power Supply for Daisy-chain (Starter)

31" LED Light with Power Supply for Daisy-chain (Starter)

17" LED Light with 8" Jumper Cord for Daisy-chain (Follower)

31" LED Light with 8" Jumper Cord for Daisy-chain (Follower)

### Undercabinet Occupancy Sensor with 1" End to End Connector

## MODEL

## SHIP WEIGHT

## CUBE

## LIST PRICE

**HLED17AS**

1.2

0.05

**\$420**

**HLED31AS**

1.5

0.09

**\$565**

**HLED17A**

1.0

0.05

**\$462**

**HLED31A**

1.4

0.09

**\$620**

**HLED17AUO**

1.0

0.03

**\$377**

**HLED31AUO**

1.0

0.05

**\$502**


**HLEDOSA**

0.2

0.01

**\$89**

NOTES: To use the daisy chain application, must start with model HLED17A or HLED31A. No finish specification required. Attaches magnetically to underside of overhead storage or attaches with provided screws. Occupancy sensor attaches to a single or starter LED light and will automatically turn the light off after no motion is detected for 30 minutes. Just like all the LED light models, the occupancy sensor features a soft-touch on/off switch. LED task lights have a lifetime of 50,000 hours and have a dimmer feature that allows the user to adjust the amount of light output.



### Recessed Task Lights

- Color: Black.
- Slim profile design.
- Mount to stack-on storage and wall mounted storage cabinets.
- Electronic ballast for increased energy efficiency.
- T5 bulb, included, which contains less mercury.
- 9-foot black cord and switch off right rear corner.

18<sup>5</sup>/<sub>8</sub>"W x 3<sup>1</sup>/<sub>16</sub>"D x 1<sup>1</sup>/<sub>8</sub>"H

Chicago code version (with fused plug)

**HH870924**

5.0

0.40

**\$227**

**HH870924CH**

5.0

0.40

**\$287**

22<sup>1</sup>/<sub>8</sub>"W x 3<sup>1</sup>/<sub>16</sub>"D x 1<sup>1</sup>/<sub>8</sub>"H

Chicago code version (with fused plug)

**HH870930**

7.0

0.60

**\$231**

**HH870930CH**

7.0

0.60

**\$301**

34<sup>5</sup>/<sub>8</sub>"W x 3<sup>1</sup>/<sub>16</sub>"D x 1<sup>1</sup>/<sub>8</sub>"H

Chicago code version (with fused plug)

**HH870942**

10.0

0.90

**\$250**

**HH870942CH**

10.0

0.90

**\$317**

46<sup>1</sup>/<sub>2</sub>"W x 3<sup>1</sup>/<sub>16</sub>"D x 1<sup>1</sup>/<sub>8</sub>"H

Chicago code version (with fused plug)

**HH870960**

12.0

1.10

**\$270**

**HH870960CH**

12.0

1.10

**\$337**

## HOW TO SPECIFY

Select  
Model Number

H H 8 7 0 9 2 4

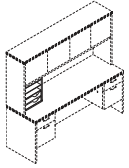


# PAPER MANAGEMENT & ORGANIZATIONAL TOOLS

GSA SIN 711-2 EXCEPT AS NOTED



Icon Legend on page 19



Not available in two-tone laminate

SIN 711-8

## DESCRIPTION

**Vertical Paper Manager**  
14<sup>7</sup>/<sub>8</sub>"W x 10<sup>7</sup>/<sub>8</sub>"D x 19<sup>3</sup>/<sub>8</sub>"H

## MODEL

**HLVPM1**

## SHIP WEIGHT

27

## CUBE

2.8

## L1 LIST PRICE

**\$327**

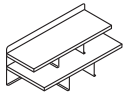
## L2 LIST PRICE

**\$337**

NOTES: Keeps papers, files, and books neatly organized and within easy reach from a seated position. Designed for desk, credenza, and return tops. Fits under stack-on storage models. Two pullout drawers and three fixed shelves. Not available in pattern laminate colors. Ships fully assembled.

ⓘ Requires 19<sup>3</sup>/<sub>4</sub>"H minimum of clear space between underside of overhead storage unit and worksurface.

**SPECIFYING EXAMPLE: HLVPM1.N**



Not available in two-tone laminate



**Desktop Storage Terrace**  
26<sup>1</sup>/<sub>2</sub>"W x 12<sup>1</sup>/<sub>2</sub>"D x 10<sup>1</sup>/<sub>2</sub>"H

**HLDST1**

24

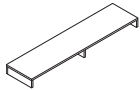
1.1

**\$306**

**\$316**

NOTES: For use on the tops of 29<sup>1</sup>/<sub>2</sub>"H desks, credenzas, and returns. Features six storage sections plus top display shelf. Keeps work-in-process, priority files, loose pages, and mail neatly organized and in view. Mixed material design comprised of sturdy laminate shelves with metal back and support panels. Not available in two-tone laminate combination or pattern laminate colors. Choose from Platinum Metallic (TI), Black (P), and Charcoal (S) for the metal components. Sized to fit in stack-on and wall mount storage cabinets in 10500, 10700, Valido, Concinnity, 94000, and 38000 Series. Fits in Concinnity and Voi sliding door models, except for 48"W or smaller models. Specify: Model.Laminate.Paint

**SPECIFYING EXAMPLE: HLDST1.N.TI**



**Layering Shelf**  
72"W x 14<sup>1</sup>/<sub>2</sub>"D x 5<sup>1</sup>/<sub>2</sub>"H  
60"W x 14<sup>1</sup>/<sub>2</sub>"D x 5<sup>1</sup>/<sub>2</sub>"H

**HLSL1472LS**

50

4.6

**\$435**

**\$445**

**HLSL1460LS**

39

1.3

**\$364**

**\$374**

NOTES: Layering shelf works with lower credenzas to provide additional storage areas.

ⓘ Layering Shelves cannot be stacked.

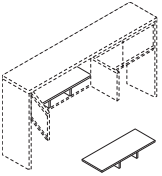

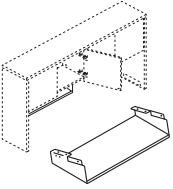
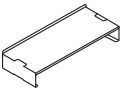
ⓘ Cannot add a hutch on top of a layering shelf.

## HOW TO SPECIFY

<p><b>Select Model Number</b></p> <p>HLVPM1.N</p>	<p><b>Select Laminate</b></p> <p>See page 824</p> <p>N</p>
---	--



# PAPER MANAGEMENT & ORGANIZATIONAL TOOLS

	DESCRIPTION	MODEL	SHIP WEIGHT	CUBE	LIST PRICE
 	<p><b>Stacked Paper Management</b> 32½"W x 12⅝"D x 4¼"H</p> <p>NOTES: Segments and organizes stack-on and wall mount storage compartments, as well as bookcase shelves. Unit can be used in Models H105327, H10534, H105322, H105321, H105382 and H105381.</p> <ul style="list-style-type: none"> <li>Available in Black finish only, no specification needed.</li> <li>In some cases, installation of Stacked Paper Management may require removing the stack-on or wall mount storage doors.</li> </ul>	<b>HLVPM2</b>	22	1.25	<b>\$163</b>
	<p><b>Hanging Paper Shelf</b> 28⅞"W x 11⅞"D x 4⅝"H</p> <p>NOTES: Attaches quickly and easily (screws included). Maximizes worksurface space; de-clutters desktop while placing priority communications and active project folders within easy reach. Angled design allows contents to be distinguished at a glance. Mixed material styling features strong painted metal frame with a frosted shelf.</p> <p>Attaches quickly and easily to laminate stack-on and wall mount storage models (except the 36"W Voi® overhead hutch with O-legs or panel mount brackets). Not for use with 38000 Series™ and Systems.</p> <p>Specify: Model.Paint</p> <p><b>SPECIFYING EXAMPLE: HHPS1.T1</b></p>	<b>HHPS1</b>	7	2.9	<b>\$198</b>
	<p><b>Desktop Paper Shelf</b> 28⅞"W x 11⅝"D x 5"H</p> <p>NOTES: Desktop Paper Shelf and Storage Terrace include protective, non-slip pads on the base. Paper Shelf can stack two-high. Organizer shelf provides a place and space for work-in-process and piling to keep worksurfaces neat and tidy. Convenient, scalable design with interlocking side supports allow two units to be stacked and integrated. Durable painted metal frame with a frosted shelf; mixed material styling matches hanging paper shelf.</p> <p>Can also be used inside select overhead storage, including the following stack-on with clearance and hinged door models: 10500 and Valido 36", 42", 66", 72", 78"W and 10700 68⅝"W.</p> <p>Specify: Model.Paint</p> <p><b>SPECIFYING EXAMPLE: HDPS1.T1</b></p>	<b>HDPS1</b>	7	2.9	<b>\$198</b>

## HOW TO SPECIFY



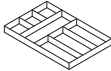
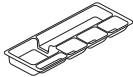
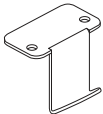

<p><b>Select Model Number</b></p> <p>HLVPM2 . N</p>	<p><b>Select Paint Color</b></p> <p>See page 824</p>
---	--

# PAPER MANAGEMENT & ORGANIZATIONAL TOOLS

GSA SIN 711-2 EXCEPT AS NOTED



Icon Legend on page 19

	DESCRIPTION	MODEL	SHIP WEIGHT	CUBE	LIST PRICE
 	<b>Storage Cube</b> 12"W x 12"D <b>SPECIFYING EXAMPLE: HLSL1212.P8S</b>	<b>HLSL1212</b>	1.0	0.3	<b>\$294</b>
	<b>Drawer Organizer</b> 12"W x 14½"D x 1½"H <b>SPECIFYING EXAMPLE: HLSLDRWORG.P8F</b>	<b>HLSLDRWORG</b>	1.0	0.5	<b>\$156</b>
 SIN 711-1	<b>Optional Pencil Tray</b> ⓘ For use with mobile and freestanding pedestal models. ⓘ No specification required.	<b>HV-UT1</b>	0.5	0.1	<b>\$66</b>
 OPEN MARKET 	<b>Back Pack Hook (10 per carton)</b> 12"W x 14½"D x 1½"H NOTES: Assembly: attaches to bottom of desk with (2) screws, included. ⓘ Available in Platinum Metallic finish only, no specification needed.	<b>HCLA65</b>	10.0 ⓘ	0.1	<b>\$94</b>

WORKPLACE TOOLS

## HOW TO SPECIFY

<b>Select Model Number</b>	<b>Select Paint Color</b> <i>Available in P3 colors only</i> <i>Only specify for models HLSL1212 and HLSLDRWORG</i>
H L S L 1 2 1 2 .	P 8 S





Icon Legend on page 19

# PAPER MANAGEMENT & ORGANIZATIONAL TOOLS




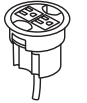
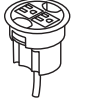



	DESCRIPTION	MODEL	SHIP WEIGHT	CUBE	LIST PRICE
	<b>Wall Mount Tackboard</b>				
	36"W x 35¼"H	<b>HNL3636TB</b>	20	2.9	<b>\$300</b>
	30"W x 35¼"H	<b>HNL3630TB</b>	16	2.9	<b>\$256</b>
	36"W x 48⅝"H	<b>HNL4936TB</b>	27	5.5	<b>\$334</b>
	30"W x 48⅝"H	<b>HNL4930TB</b>	22	3.7	<b>\$290</b>
	NOTES: When positioned above 29½"H floor-standing storage, the sizes align with overhead storage height options. Can be positioned side-by-side with corresponding wall mount markerboard sizes. Easy to install; includes mounting hardware. Attaches to wall with horizontally mounted, interlocking Z-clip brackets. For the space directly below stack-on and wall mount storage cabinets, use the 18"H tackboard models listed in the Desks section. <b>SPECIFYING EXAMPLE: HNL3636TB.APN15</b>				
	<b>Wall Mount Markerboard</b>				
	36"W x 35¼"H	<b>HNL3636WB</b>	16	2.9	<b>\$204</b>
	30"W x 35¼"H	<b>HNL3630WB</b>	14	2.9	<b>\$191</b>
	36"W x 48⅝"H	<b>HNL4936WB</b>	22	5.5	<b>\$251</b>
	30"W x 48⅝"H	<b>HNL4930WB</b>	20	3.7	<b>\$231</b>
	NOTES: Smooth, white, magnetic surface. Metal material produces clear graphics and cleans easily. Compatible for use with dry- or wet-erase markers. When positioned above 29½"H floor-standing storage, the sizes align with overhead storage height options. Can be positioned side-by-side with corresponding wall mount tackboard sizes. Easy to install; includes mounting hardware. Attaches to wall with horizontally mounted, interlocking Z-clip brackets. <b>SPECIFYING EXAMPLE: HNL3636WB</b>				
	<b>Markerboard</b>				
	48"W x 31"H	<b>HLSL4831MB</b>	44	3.4	<b>\$664</b>
NOTES: Wall mounted. ⓘ No specification required.					
<b>OPEN MARKET</b> 					

WORKPLACE TOOLS

## HOW TO SPECIFY

<p>Select Model Number</p> <p><b>H N L 3 6 3 6 T B</b></p>	<p>Select Fabric Color</p> <p>See pages 25-26</p> <p><b>A P N 1 1</b></p>
--	---

# POWER & CABLE MANAGEMENT

	DESCRIPTION	MODEL	SHIP WEIGHT	CUBE	LIST PRICE
 Black only SIN 711-8	<b>Black Field Installable Grommet with One Access Hole</b> • Intended for use in tops and end panels to route/hide cords and facilitate reaching wall electrical outlets. • Requires a 2½" diameter hole saw and drill for installation (not included). • Grommet cap measures 3" diameter and includes a ¾" diameter cord access hole. • Grommet sleeve measures 2½" O.D. x ¾" thick. • Includes instructions to locate grommet position for desks, credenzas, returns and bridges. ⓘ The grommet is not designed to be used with the following HON Series: 94000, 38000, Mentor®, Metro Classic or 34000.	<b>HFLDGRMT</b>	0.1 Ⓢ	0.01	<b>\$32</b>
 SIN 711-8	<b>Black Field Installable Grommet with Two Access Holes</b> • Requires a 3" diameter hole saw and drill for installation (not included). • Grommet outside dimensions measures 3½" diameter. • Grommet sleeve measures 3" O.D. x 1" thick. • Includes instructions to locate grommet position for desks, credenzas, returns and bridges.	<b>HFLDGRMT3</b>	0.1 Ⓢ	0.3	<b>\$32</b>
 OPEN MARKET	<b>Platinum Field Installable Grommet with Two Access Holes</b> • Requires a 3" diameter hole saw and drill for installation (not included). • Outside dimension measures 3½" diameter. • Sleeve hole in worksurface measures 3" O.D. x 1" thick. • Includes instructions to locate grommet position for desks, credenzas, returns, and bridges.	<b>HFLDGRMT4</b>	0.1	0.01	<b>\$32</b>
 SIN 71-302	<b>Power Hub, 3" Grommet Mount, 6' Cord</b> • Fits in 3" round grommet holes. • Two grounded AC power outlets. • Includes 6' cord with three-prong plug. • Field installed with Plug-and-play ease. ⓘ Available in black only (no color designation so use .X - Specify: HGRMTAC.X).	<b>HGRMTAC</b>	1.3	0.2	<b>\$111</b>
 SIN 71-302 	<b>3" Round Power Grommet - 2 Outlets, 10' Cord</b> • Includes 10' cord with three-prong plug. • Fits in 3" round grommet holes. • Two grounded AC power outlets. • Field installed with Plug-and-play ease. NOTES: Power Modules will also work with standing-height applications for 10500 Series™ and Voi® desks. Optional Memory Control allows preset worksurface heights for consistency. Ships separately. Dynamic load capacity when worksurface is moving is 300 lbs. ⓘ Available in black finish only, no specification needed.	<b>HGRMTAC2</b>	1.5	0.2	<b>\$148</b>
 SIN 71-302	<b>Power/USB Hub, 3" Grommet Mount</b> • One grounded AC power outlet with 2 USB ports. • UL Listed. ⓘ Available in black only (no color designation so use .X - Specify: HGRMTUSB2.X). ⓘ Not compatible with Arrange® tables.	<b>HGRMTUSB2</b>	1.3 Ⓢ	0.2	<b>\$224</b>
 SIN 711-11	<b>Data Grommet</b> Blank grommet kit that includes adapters for a variety of manufacturers jacks and couplers. • Fits in existing 3" round grommet housing. ⓘ Available in black only. Specify P when ordering. Example: HGRMTDATA.P.	<b>HGRMTDATA</b>	0.2	0.2	<b>\$19</b>

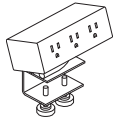
## HOW TO SPECIFY

Select  
Model Number

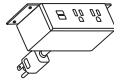
H F L D G R M T



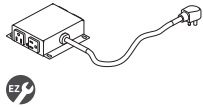
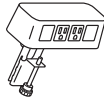
# POWER & CABLE MANAGEMENT



Model HPWRMOD3WC shown



Model HPWRMOD2UWM shown



**DESCRIPTION**

**Power Modules**

- 3 Receptacles with Worksurface Clamp
- 3 Receptacles with Under-Worksurface Mounting Bracket
- 2 Receptacles 2 USB with Worksurface Clamp
- 2 Receptacles 2 USB with Under-Worksurface Mounting Bracket
- 6' power cord with standard three-prong plug.
- Under-worksurface mounting bracket models work with any top that has a 5" x 5" square clearance.
- Worksurface clamp models work on any top with a 4" overhang.
- UL Listed.

! Finish choices coordinate with HON's Charcoal or Designer White. Specify *STRM* for Storm or *SNW* for Snow.  
Example: *HPWRMOD3WC.STRM*.

**MODEL**

**SHIP WEIGHT**

**CUBE**

**LIST PRICE**

<b>HPWRMOD3WC</b>	2.3 <b>Ⓢ</b>	0.2	<b>\$307</b>
<b>HPWRMOD3UWM</b>	2.3 <b>Ⓢ</b>	0.2	<b>\$307</b>
<b>HPWRMOD2WC</b>	2.3 <b>Ⓢ</b>	0.2	<b>\$491</b>
<b>HPWRMOD2UWM</b>	2.3 <b>Ⓢ</b>	0.2	<b>\$491</b>

**Power & Data Center**

- 2 Receptacles 2 Data Accessory
- Standard with two receptacles and openings for two data ports.
- 6' power cord with standard three-prong plug.
- Fits on any worksurface with a 4" overhang.
- UL Listed.

! Color finish coordinates with HON's Loft. Specify *LOFT* when ordering. Example: *HCOMDOME2.LOFT*.

**HCOMDOME2**

2.5 **Ⓢ**

0.2

**\$293**

**Under Worksurface Power Module — 4 Outlets, 10' Cord**

- Includes 10' cord with three-prong plug.
- Fits in cable management troughs. See page 852.
- 4 outlets on side create easy access.

NOTES: Power Modules will also work with standing-height applications for 10500 Series™ and Voi® desks.

! Available in black finish only, no specification needed.

**HPWRMOD2**

1.5

0.2

**\$401**

## HOW TO SPECIFY

Select Model Number

H P W R M O D 3 W C

# POWER & CABLE MANAGEMENT



Icon Legend on page 19



## DESCRIPTION

### Pop-up Port

- Fits into 4" x 8" cutout.
- Specify G1 cutout in table top.
- Pop-up Port provides three power ports and one blank data receptacle.
- Sits flush with worksurface when closed.
- Finish is anodized aluminum.
- Includes 10' cord with three-prong plug.

## MODEL

HTPWRGROM1

## SHIP WEIGHT

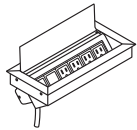
5

## CUBE

0.3

## LIST PRICE

\$392



### Flip-top Port

- Fits into 5" x 11" cutout.
- Specify G2 cutout in table top.
- Flip-top Port provides four power ports and two blank data receptacles.
- Conceals wires and allows power cords to be plugged in while in use.
- Includes 10' cord with three-prong circuit breaker plug.

HTPWRGROM2

5

0.3

\$579

NOTES: Two circuit breaker plugs do not fit into one duplex.

### Flip-top Port

- Fits into 5" x 11" cutout.
- Specify G2 cutout in table top.
- Flip-top Port provides one blank Extron plate and three power ports.
- Extron AAP plates can be integrated into grommet to support changing technology.
- Conceals wires and allows power cords to be plugged in while in use.
- Includes 10' cord with three-prong circuit breaker plug.

HTPWRGROM4

5

0.3

\$710

### Flip-top Port

- Fits into 5" x 11" cutout.
- Specify G2 cutout in table top.
- Flip-top Port provides 3 Power, 1 USB and 2 Blank Data Ports.
- Conceals wires and allows power cords to be plugged in while in use.
- Includes 10' cord with three-prong circuit breaker plug.

HTPWRGROM5

5

0.3

\$841

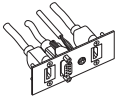
## HOW TO SPECIFY

Select  
Model Number

H T P W R G R O M 1



# POWER & CABLE MANAGEMENT



DESCRIPTION	MODEL	SHIP WEIGHT	CUBE	LIST PRICE
Extron Plate (Double Space) — VGA, HDMI, HDMI, Audio	HTPLATEVHAU	1	0.1	\$399

**NOTES:**

- 1 Double Space plate can be used in a single HTPWRGROM4 flip-top port.
- ! Extron plates can be retrofitted to be used on HTPWRGROM4.

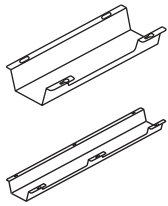
**HOW TO SPECIFY**

Select Model Number

H T P L A T E V H A U

# POWER & CABLE MANAGEMENT

Icon Legend on page 19



SIN 711-1

## DESCRIPTION

### Cable Management Troughs

17"W — Single  
17"W — 10-Pack  
36"W — Single  
36"W — 10-Pack

- Cable management troughs ship flat packed.
- The troughs attach to underneath the worksurface with screws.
- Cutouts in trough allow access to power without the need to detach from surface. 17"W = 1 cutout; 36"W = 2 cutouts.
- Color: Graphite.
- Material: Metal.
- TAA Compliant.

## MODEL

HCTROUGH17  
HCTROUGH1710  
HCTROUGH36  
HCTROUGH3610

## SHIP WEIGHT

2.7 **Ⓢ**  
14.0 **Ⓢ**  
4.9 **Ⓢ**  
30.0 **Ⓢ**

## CUBE

0.5  
0.5  
0.9  
0.9

## LIST PRICE

**\$67**  
**\$620**  
**\$113**  
**\$1045**



OPEN MARKET

### O-Leg Cord Clips

Clips for 28½" Worksurface O-Legs — 8-Pack  
Clips for Stack-on Storage, Hutch and Layering O-Legs — 4-Pack

HWMCLIPLG  
HWMCLIPSM

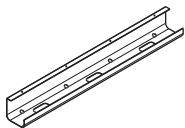
0.8 **Ⓢ**  
0.5 **Ⓢ**

0.1  
0.1

**\$99**  
**\$65**

NOTES: Wire clips work with 7" Low Credenza O-leg and 29"H Support O-leg. Wire clips also work with the 50" and 65" Overhead O-leg supports.

- ! Available in frosted plastic material only.



Black only

SIN 711-1

### Cable Management Tray

24"  
36"

HHCM24  
HHCM36

2.0 **Ⓢ**  
3.0 **Ⓢ**

0.3  
0.4

**\$73**  
**\$90**

- ! Available in Black only.



SIN 711-2

### Vertical Wire Management Vertebrae

HMPVWM28

3.0

0.3

**\$221**

- ! Clear finish. Specify "X" for finish option.

**SPECIFYING EXAMPLE: HMPVWM28.X**

## HOW TO SPECIFY

Select  
Model Number

H H C M T 2 4 .

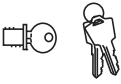
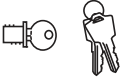

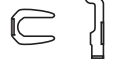
Select  
Paint Color

P Black

P



# CORE REMOVABLE LOCK KITS

	DESCRIPTION	MODEL	SHIP WEIGHT	CUBE	LIST PRICE
 <b>SIN 711-3</b>	<b>Chrome Removable Lock Core Kit (for metal casegoods)</b> • <b>Use when specifying omit lock application.</b> • Specify quantity of each key number from 101E-225E. • Includes: 1-core, 2-keys, 1-core removal tool and instructions. • Removable lock core kits with specific key number must be ordered to facilitate keying alike in the field. • For specific models, look for the Omit Lock Core icon throughout this publication.  NOTES: If key number isn't specified, number will be at random. Core matches manufactured lock on metal casegoods product but can be used with Contain® and laminate product.	<b>HF23C</b>	0.1 <b>Ⓔ</b>	0.1	<b>\$42</b>
	<b>Satin Removable Lock Core Kit (for metal and laminate casegoods)</b> • <b>Use when specifying omit lock application.</b> • Specify quantity of each key number from 101E-225E. • Includes: 1-core, 2-keys, 1-core removal tool and instructions. • Removable lock core kits with specific key number must be ordered to facilitate keying alike in the field. • For specific models, look for the Omit Lock Core icon throughout this publication.  NOTES: If key number isn't specified, number will be at random. Core matches manufactured lock on metal casegoods product but can be used with metal casegoods and laminate product. For laminate stack-on and wall mounted storage models with locks, use HF27S.	<b>HF23S</b>	0.1 <b>Ⓔ</b>	0.1	<b>\$40</b>
 <b>SIN 711-2</b>	<b>Black Removable Lock Core Kit (for laminate products)</b> Specify quantity of each key number from 101E-225E. Includes: 1-core, 2-keys, 1-core removal tool, and instructions.  NOTES: If key number isn't specified, number will be at random. Core matches manufactured lock on laminate product but can be used with metal casegoods product. For laminate stack-on and wall mounted storage models with locks, use HF27B.	<b>HF23B</b>	0.1 <b>Ⓔ</b>	0.1	<b>\$32</b>
	<b>Removable Lock Core Kit</b> Black Satin • For stack-on and wall mounted storage laminate models (with locks) in 10500, 10700, Valido, Park Avenue Laminate, Concinity, and 94000 Series. • Specify quantity of each key number from 101E to 225E. • Includes: 1-core, 2-keys, 1-core removal tool, and instructions.  NOTES: If key number isn't specified, number will be at random.	<b>HF27B</b> <b>HF27S</b>	0.2 0.2	0.02 0.02	<b>\$32</b> <b>\$32</b>
 <b>OPEN MARKET</b>	<b>Master Key (one key)</b> Will open all HON product with HON "One Key" interchangeable core removable locks. Available to authorized dealers only. Will open HF23B, HF23C, HF23S, HF24, HF27B, and HF27S locks numbered 101E-225E. Will open old HON style MB series locks.	<b>HF22</b>	0.1 <b>Ⓔ</b>	0.1	<b>\$25</b>
	<b>Chrome Core Removable Lock Kit for Vertical Files</b> Field Installable. Specify key number from 101E-225E. Includes: 1-lock with core, 2-keys and attaching linkage.  NOTES: If key number isn't specified, number will be at random.	<b>HF24</b>	0.2 <b>Ⓔ</b>	0.2	<b>\$58</b>
 <b>OPEN MARKET</b>	<b>Bulk Package</b> 6 HF24 Lock Kits (Individually shrink wrapped)  NOTES: Bulk Package key numbers are at random and cannot be specified.	<b>HF246</b>	1.2 <b>Ⓔ</b>	0.2	<b>\$270</b>

**NOTES:**

- HON "One Key" interchangeable core removable locks are standard on most HON products. Look for the HON "One Key" icon.
- Keyed alike cores are listed above.
- If key number is not specified, number will be at random.
- For keyed alike locks:
  - Order standard product which will be shipped with factory installed locks and random numbered cores or omit lock option where offered.
  - Order the appropriate quantity of like numbered cores required for each workstation or keyed area.
  - Simply replace the factory installed cores with the replacement cores after product has been installed.
- To install new core:
  - Lock must be in the unlocked position.
  - Insert core removal key and pull core straight out.
  - Insert new core with core removable key, hold core into lock and withdraw core removal key.
  - Retain original core for future use.
- To provide normal lead times, key numbers cannot be specified on HON products at time of order. This also eliminates need for tagging and tracking each product's lock number during installation.
- Black removable lock core kit used on laminate casegoods.
- Chrome removable lock core kit used on metal casegoods.



**HOW TO ORDER CORE REMOVABLE LOCK KITS:**

Specify: Model Number.X  
Key Number

Examples: HF23C.X121E  
HF23C.X (Key number not specified)

NOTES: Key orders without numbers specified will be keyed at random.  
Numbers 101E-225E are available.

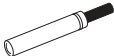
**SAMPLE ORDER:**

Quantity	Model	Key Code
6	HF23C.	X121E
4	HF23B.	X121E
5	HF24.	X121E
1	HF22.	X
2	HF24.	X



Icon Legend on page 19

# TOUCH-UP PAINT



**DESCRIPTION**

**MODEL**

**SHIP WEIGHT**

**CUBE**

**LIST PRICE BY PAINT GRADE**

**P1**

**P2**

**P3**

**1 Touch-up Paint (.6 oz.)**

**HPMARKER1**

0.1


0.1

**\$63**

**\$70**

**\$81**

NOTES: Touch-up Paint available in P1, P2, and P3 colors.



**Spray Paint (12 oz.)**

**HSPRAY**

0.5

0.1

**\$63**

**\$70**

**\$81**

NOTES: Touch-up Paint available in P1, P2, and P3 colors.

Designer White Texture (PK7) for use with Solve base only.

**NOTES:**

- Allows minor repairs in the field.
- Shippable by small package carrier, ground only.
- Must specify color when ordering.

ACCESSORIES

## HOW TO SPECIFY

Select Model Number

Select Color

H P M A R K E R 1 . P